

Dilutive Financing*

Hanjoon Ryu[†]

February 28, 2026

[\[Click here for the latest version\]](#)

Abstract

This paper presents a dynamic model of firm financing where firms use financial slack to reduce rent extraction by financiers possessing bargaining power. Financing is lumpy because it is optimal to bargain infrequently. Moreover, firms may finance ‘early’ before exhausting internal funds to bargain when their outside options are better. Financing rents are thus endogenous to firms’ dynamic financing strategy. Firms with good financing alternatives raise financing early to reduce rents, whereas firms lacking such alternatives raise financing after exhausting internal funds to avoid paying endogenously large rents too frequently. Investment irreversibility disproportionately increases financing rents for unproductive firms.

JEL Classification: E22, E44, G32

Keywords: Financing; financial slack; dynamic bargaining; investment irreversibility; equity dilution; cash-holdings.

*The first version was circulated in March 2024. I am extremely grateful to Adriano A. Rampini and S. “Vish” Viswanathan for patient guidance and invaluable support. I have also greatly benefited from discussions with Fernando E. Alvarez, David W. Berger, Douglas W. Diamond, John R. Graham, Yingni Guo, Gregor Jarosch, Matthias Kehrig, Paymon Khorrani, Andrea Lanteri, Steven G. Medema, Konstantin W. Milbradt, Wendy A. Morrison, Marcus M. Opp, Cecilia Parlatore, Christine Parlour (discussant, FIRS 2025), Curtis R. Taylor, João Thereze, Melanie Wallskog, and Yi (Daniel) Xu. I thank conference and seminar participants at FRB Richmond-UVA-Duke Macro Workshop 2025 (PhD Session), ESWC 2025, FTG Summer Conference 2025, FIRS 2025 (PhD Session), MFS Workshop 2025 (PhD Poster Session), AFA Annual Meeting 2025 (PhD Poster Session), EGSC 2024, and Duke University (Economics Department and Fuqua Finance) for their insightful comments. All errors are my own.

[†]Duke University, Department of Economics. Email: hanjoon.ryu@duke.edu.

1 Introduction

Two features are pervasive in firm financing: infrequency and slack at financing. Many firms raise external financing in large chunks rather than frequently in small increments, and also many firms raise external financing even when they still have cheaper internal funds available.¹ Few firms raise external financing both frequently in small increments and after having exhausting their internal funds. Prima facie, these constitute opportunity costs, because both involve keeping funds internally which yields lower returns than the cost of funds. Given their ubiquity, it is important to understand the cause of these two distinct patterns of financing dynamics across firms.

The canonical framework on these empirical regularities, called ‘financial slack’ in the literature, mainly focuses on frictions in financing transactions. The most notable is the idea of fixed transaction costs, dating to [Baumol \(1952\)](#) and [Tobin \(1956\)](#), which give rise to the infrequency in firm financing.²

In this paper, I present a new theory of dynamic firm financing and financial slack based on financier bargaining power. It jointly explains both prevalent patterns of firms’ financing dynamics – that is, financing infrequently in a “lumpy” fashion and financing “early” before running out of funds – as part of firms’ optimal financing strategy to reduce rents that financiers are able to extract.

I consider an environment where a firm regularly needs financing, due to negative shocks or investment needs. While it may maintain internal funds in anticipation, these involve a carry cost. The firm can raise funds from external financiers at any point, and there is no fixed transaction cost of financing. It is thus feasible, and first-best, to raise external financing incrementally whenever needed and keep zero internal funds.

The key element giving rise to the two dynamic patterns is a bargaining friction. A firm can bargain with financiers at any point to raise funds, but while it is bargaining with one financier, the firm cannot immediately locate *another* financier if the bargaining were to fail. This assumption of financiers’ ‘local monopoly’ captures the idea that finding alternative sources of financing can prove challenging in practice because financiers are often rather specialized. For example, startups rely on venture capital funds that have expertise for a specific industry and stage of the venture. Similarly, large firms resort to a handful of investment banks that address these firms’ sizable funding needs with syndicated financing. In either case, it plausibly takes time to switch to another financier in response to a failed bargaining with one financier.³

As a result, successful financing creates a positive and discrete surplus relative to

¹‘Internal funds’ may refer simply to cash reserves, but also include, more broadly, a remaining capacity for borrowing at a low interest rate, such as lines of credit.

²[Baumol and Tobin \(1989\)](#) note that [Allais \(1947\)](#) first proposed the same basic mechanism.

³For modeling, one may consider search/informational frictions arising upon failed bargaining.

a failure of bargaining, and financiers extract a portion of it as rents, thereby diluting firm value ex-ante. In response, firms choose to raise financing in excess of immediate funding needs, and maintain internal funds, in order to avoid needing to bargain with financiers and incur dilution too frequently. Thus, financing is optimally lumpy.

Moreover, firms may choose to raise financing early, before exhausting internal funds, in order to bargain when their outside options are better. With financial slack retained at bargaining, firms may avoid having their “back against the wall”: even if financing were to fail, they could use these funds to cover losses, temporarily forestalling business failure while seeking alternative sources of financing. By raising funds before financing is really needed, firms can thus improve their outside options, thereby reducing the surplus from financing – and hence the rents that financiers can extract.

In sum, financial slack reduces dilution of firm value by improving firms’ bargaining with financiers. Lumpy financing reduces the frequency of dilution, and early financing reduces its size. This, I argue, is what determines the dynamics of firm financing.

The point of departure relative to existing models is that financing rents not only determine firms’ optimal financing strategy, but also are determined *by* it. This is how the model jointly explains both lumpy financing and early financing. Although on the equilibrium path firms can raise financing at any time, the off-path scenario if bargaining were to fail matters for equilibrium outcomes. Lumpy financing arises because the off-path scenario always involves a *discrete* loss, as firms cannot immediately find alternative financiers. Early financing does because firms can still *reduce* the loss that the off-path scenario involves by bargaining early with financial slack, as they may still be able to find alternative financiers if they have time until running out of funds.

This feature of the model leads to a distinct comparative statics. Firms that are slow at accessing alternative sources of financing delay financing until running out of funds, because they cannot improve their outside options and reduce financing rents much by keeping funds when they bargain with financiers. Since their optimal delay in financing endogenously enlarges financing rents, these firms raise financing highly infrequently and in large chunks. In contrast, firms that can quickly access financing alternatives can greatly improve their outside options and reduce financing rents by raising financing when they have internal funds. This paper thus predicts that firms with better access to financing may have more financial slack.

As can be inferred, the key driver of the above mechanism is firms’ access to alternative sources of financing that takes time to pursue.⁴ In principle, this idea can be broadly interpreted. The last part of this paper considers one interpretation given firms’ investment choice: the ability to underinvest. Specifically, firms that can easily

⁴If frictions to such access do not involve an element of time delay, early financing does not arise, because firms’ outside options are not endogenous to their dynamic choice of when to bargain – which, in this paper, affects how constrained they would be by such time delay.

reduce investment or quickly divest capital have good outside options vis-à-vis external financiers because, if financing were to fail, such firms can easily obtain extra funds by doing so. This leads to rich implications. Suppose that investment becomes irreversible. Then, firms have worse outside options because they cannot divest capital to obtain funds if financing were to fail, and therefore incur higher financing rents. But the effect is endogenously heterogeneous. Productive firms invest more and so, if financing were to fail, can obtain more funds than unproductive firms by reducing their large investment; as such, their outside options deteriorate less than those for unproductive firms. In short, investment irreversibility disproportionately increases financing costs for unproductive firms, because financiers have bargaining power.

In terms of applicability, this theory is visibly relevant to startup firms relying on venture capital funds, in the sense that entrepreneurs in practice do worry about bargaining and dilution at each financing stage. It is also applicable to large and established firms; the model predicts that these firms have, in equilibrium, little reason to worry about bargaining with financial institutions such as investment banks, *because* they optimally choose to maintain sizable financial slack when raising financing. In short, how much bargaining matters on path depends on firms' optimal financial slack.

Methodologically, the framework I propose is tractable, and allows general characterization of optimal financing strategy, including in environments with stochastic parameters and investment. I summarize the unique Markov-perfect dynamic bargaining solution with simple (s, S) bounds and characterize the bounds, and establish comparative statics in bargaining weight as well as access to alternative financing.⁵

The rest of the paper is organized as follows. Section 2 describes related literature. Section 3 presents the core mechanism with a stylized two-period model. Section 4 builds the main dynamic model in infinite time horizon, and Section 5 analyzes it. Section 6 extends the framework with an investment choice. Section 7 concludes.

2 Related Literature

This paper makes contributions to four branches of the literature.

I. New framework of firm financial slack based on bargaining. As mentioned, the classic theory by [Baumol \(1952\)](#) and [Tobin \(1956\)](#) posits fixed transaction costs to explain households' cash-holdings. The theory has been applied by [Décamps, Mariotti, Rochet and Villeneuve \(2011\)](#) and [Bolton, Chen and Wang \(2011\)](#) to the firm context to rationalize lumpy firm financing. [Bolton, Chen and Wang \(2013\)](#) introduce fluctuations in fixed transaction costs to explain early financing with precautionary incentives.⁶ In

⁵Numerical algorithm is essentially single-agent optimization with an added binary state.

⁶The same mechanism is used by [Alvarez and Lippi \(2009\)](#) to study household money demand.

contrast, this paper suggests that both lumpy financing and early financing may arise from financier bargaining power, leading to a distinct prediction that firms with more reliable access to financing may have more financial slack.

Relatedly, [Hugonnier, Malamud and Morellec \(2014\)](#) study search frictions in firm financing. Under such a model, both infrequency and slack at financing are, when averaged over time, decreasing in firms' matching rate to financiers. In comparison, this paper predicts that infrequency and slack at financing may change in the opposite direction as a function of firms' access to alternative financing.

Empirically, this paper coherently explains observed patterns of firm financial slack. [Albertus, Glover and Levine \(2025\)](#) examine how multinational firms responded to a positive liquidity shock, concluding that existing theories cannot explain the observed high retention of funds – even among well-governed and financially unconstrained samples. Similarly, [Graham \(2022\)](#) reports that firms, small or large, regard financial flexibility as the single most important factor in capital structure and investment decisions. In addition, this paper agrees with [Opler, Pinkowitz, Stulz and Williamson \(1999\)](#), [Bates, Kahle and Stulz \(2009\)](#), [Graham and Leary \(2018\)](#) and [Begenau and Palazzo \(2021\)](#), who document that firms with steep growth have large financial slack.

II. Endogenous timing of trades and endogenous dynamic outside options.

The seminal work by [Rubinstein and Wolinsky \(1985\)](#) extends the foundational bargaining game of [Rubinstein \(1982\)](#) to endogenize agents' outside options through search frictions; thus, the timing of a trade is exogenous upon a random match. Recently, [McClellan \(2024\)](#) endogenizes the timing of a trade, when the agent's outside option evolves exogenously. In relation, this paper builds a tractable framework that jointly endogenizes both timing of trades and dynamic evolution of outside options.

This paper also relates to the literature on holdup such as [Hart and Moore \(1990\)](#). Commonality is in the underlying incentives: a first-best choice worsens agents' subsequent bargaining position. The point of departure – other than the context – is that this paper focuses on repeated rounds of optimally-timed holdup. As such, the frictions are preserved under dynamics unlike in [Che and Sákovics \(2004\)](#), for example.

This theory parsimoniously unifies two disparate mechanisms studied by [Kiyotaki, Moore and Zhang \(2024\)](#), with respect to how repeated rounds of bargaining dilute agents' payoffs and shorten their 'horizons,' and [Lagos and Zhang \(2022\)](#), with respect to how outside options off-path may limit the counterparty's bargaining power on-path. Moreover, this paper endogenizes agents' outside options in terms of their dynamic bargaining strategy, leading to a distinct prediction of early bargaining.

III. Complementing the literature on dynamic firm financing. In a sense, this paper's dynamics is driven by an incompleteness of long-term contracts; the model restricts to one-off trades for simplicity. Naturally, it connects to debt dilution litera-

ture studying how specific forms of incomplete financing contracts affect firm dynamics. [Myers \(1977\)](#) shows that debt overhang dilutes equity value and suppresses investment. [Brunnermeier and Oehmke \(2013\)](#) show that short-term debt dilutes long-term debt, and [Admati, DeMarzo, Hellwig and Pfleiderer \(2018\)](#) and [DeMarzo and He \(2021\)](#) study how deleveraging of junior debt benefits senior debt at the cost to equity. In [Donaldson, Koont, Piacentino and Vanasco \(2024\)](#), unused credit lines deter new creditors with threat of subsequent dilution, thus preventing dilution of existing creditors.

Relatedly, this paper suggests that the usual assumption of perfect bargaining power by the principal up to incentive compatibility may involve loss of generality when incompleteness in contracting requires repeated contracts over time; nonzero bargaining power by the agent should affect the principal’s choice of when to make a contract.

This paper builds on the risk management literature, such as [Froot, Scharfstein and Stein \(1993\)](#), [Rampini and Viswanathan \(2010\)](#) and [Mian and Santos \(2018\)](#), by rationalizing financial slack in large excess of firms’ investment needs. It also shows that ease of liquidation may induce early refinancing of debt, instead of renegotiation upon default as in [Bolton and Scharfstein \(1996\)](#) and [Hart and Moore \(1998\)](#).

IV. Capital reallocation, productivity and financing. This paper’s framework, without featuring secured debt, allows financing frictions to worsen when capital becomes difficult to divest. In doing so, it extends the overall insights from the vast literature on borrowing constraints emphasizing the role of a resale price of capital – including [Kiyotaki and Moore \(1997\)](#), [Lorenzoni \(2008\)](#), [Rampini and Viswanathan \(2013\)](#), etc. – to general forms of firm financing, such as equity. The paper also highlights, consistent with [Caggese \(2007\)](#), [Kurlat \(2013\)](#), [Lanteri \(2018\)](#) and [Cui \(2022\)](#), the role of firm productivity in how difficulty of divestment affects firms.

3 Core Mechanism

This section presents a stylized model that captures the core economic insights that due to financiers’ bargaining power, firms may optimally raise financing infrequently and hence in a lumpy fashion, and also early – that is, before internal funds are exhausted.

Just in this section, I use a somewhat analogical setup to highlight ‘bargaining.’

Setup. There are two periods with three dates $t \in \{0, 1, 2\}$. There is no discounting. There is a project that lasts for the two periods. In each period, the project requires a unit of input; with any less input, it fails. The project yields a payoff $v > 2$ on terminal date $t = 2$. An agent called entrepreneur owns a firm that runs the project.⁷

⁷The present setup gives a minimal environment that allows for multiple rounds of bargaining so that the core mechanism can be captured. The main model in Section 4 will entertain generic business profiles that allow for operating profits subject to occasional losses due to volatility.

The firm cannot produce the input. There are two suppliers, one visiting the firm on date 0 and the other on date 1, who can produce it at a constant marginal cost normalized to unity. Each of them has bargaining power and, if asked by the firm to produce the input, extracts a fraction $1 - \theta$, $\theta \in (0, 1)$, of the surplus from bargaining in addition to being compensated for the cost of producing the input. A supplier cannot bargain with the firm or produce the input except on the date of his visit. The input is durable, but it requires a marginal carry cost $\varphi > 0$ to store the input for one period.⁸

Denote h_t as the firm's inventory holding of stored input on date t ; '(financial) slack' is when h_t is positive. By backward induction, the firm purchases from the second supplier $\max\{0, 1 - h_1\}$ units of the input on date 1. If $h_1 \geq 1$, then there is no need to bargain with the second supplier. If $h_1 < 1$, the project fails without more input. The firm thus bargains with the second supplier and pays him the production cost $1 - h_1$ plus his rent, which is a fraction $1 - \theta$ of the surplus from bargaining $v - (1 - h_1)$. Due to the carry cost $\varphi > 0$, $h_1 \in \{0, 1\}$ in equilibrium as long as $h_0 \leq 1$. Firm value on date 1 is, then, v if $h_1 = 1$, and $v - 1 - (1 - \theta)(v - 1) = \theta(v - 1)$ if $h_1 = 0$. Bargaining thus 'dilutes' firm value ex-ante: $\hat{v} \equiv \theta(v - 1) < v - 1$ since $\theta < 1$.

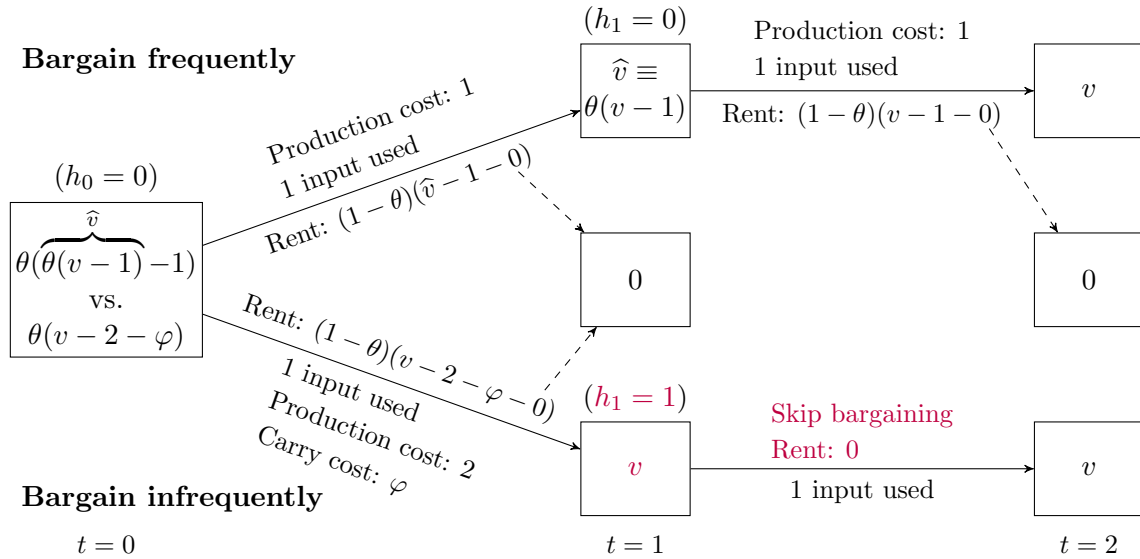


Figure 1: Frequency of bargaining

Rectangles show firm value at each node. The firm's input inventory on date t is h_t . Dashed arrows represent the firm's outside options – i.e., what happens if bargaining fails. Firm values and rents are determined as:

$$\text{Firm value}_t = \underbrace{\text{Firm value}_{t+1} - \text{Costs}_t}_{=\text{Continuation value}_t} - \text{Rent}_t, \quad \text{Rent}_t = (1 - \theta) \underbrace{(\text{Continuation value}_t - \text{Outside option}_t)}_{=\text{Bargaining surplus}_t}.$$

Frequency of bargaining and lumpy purchase. Assume zero initial inventory

⁸This can represent either the entrepreneur's utility cost or decay by a factor of $\frac{\varphi}{1+\varphi} \in (0, 1)$.

$h_0 = 0$. The entrepreneur chooses whether to bargain twice on both dates $t \in \{0, 1\}$ or once on date $t = 0$. If she bargains frequently (that is, twice), the entrepreneur purchases a unit of the input from the first supplier on date 0. No input is stored $h_1 = 0$, so that firm value on date 1 is diluted \widehat{v} due to the second bargaining. If she instead bargains infrequently (that is, once), she buys two units from the first supplier. One is used immediately, and the other is stored $h_1 = 1$ at the carry cost φ . Since there is no need to bargain with the second supplier, firm value on date 1 is v .

Either way, the first supplier, when bargaining with the firm on date 0, extracts as his rent a fraction $1 - \theta$ of the difference between firm value on date 1 and the total costs on date 0, which include production cost and, if applicable, carry cost.

The frequent bargaining maximizes net project value $v - 2 > v - 2 - \varphi$, since the other choice involves a carry cost $\varphi > 0$. But the entrepreneur maximizes her own payoff, which is diluted firm value on date 0. Figure 1 describes the comparison. She optimally bargains infrequently if and only if $\theta(v - 2 - \varphi) \geq \theta(\theta(v - 1) - 1)$, or, equivalently,

$$(1 - \theta)(v - 1) \geq \varphi; \tag{1}$$

that is, if the rent that the second supplier would extract $(1 - \theta)(v - 1)$ upon frequent bargaining exceeds the carry cost φ upon infrequent bargaining.⁹

Even though the carry cost φ makes the project less valuable, the entrepreneur may optimally bargain infrequently; by avoiding the need to bargain with the second supplier, she ensures that her payoff from the project is diluted once rather than twice.

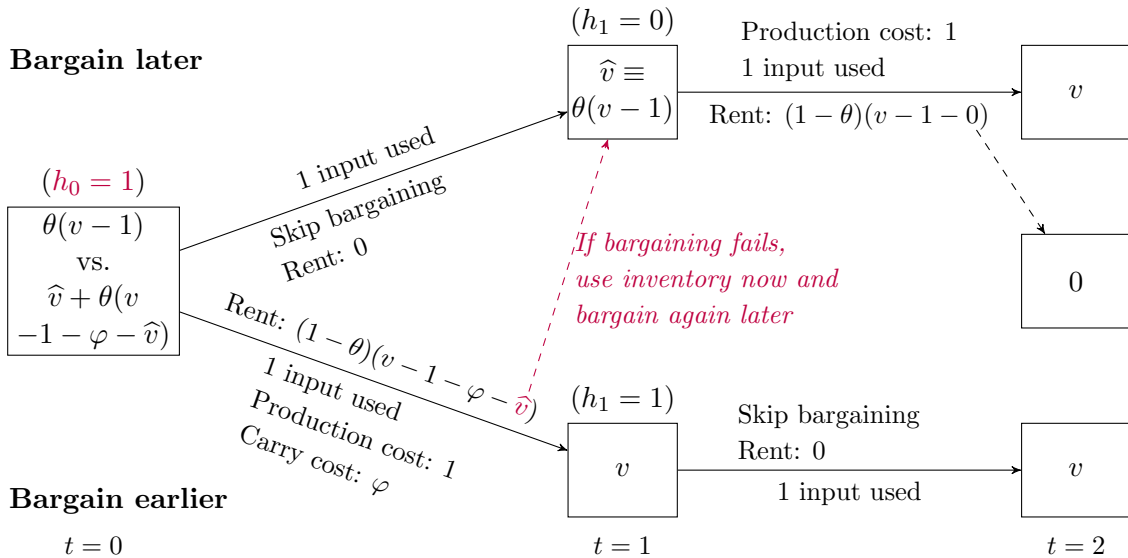


Figure 2: Timing of bargaining

⁹The entrepreneur may also optimally abandon the project if $\theta(v - 1) \leq 1$ and $v - 2 - \varphi \leq 0$.

Timing of bargaining and outside options. Next, suppose instead that the firm initially has one unit of the input $h_0 = 1$, so that it only needs to buy one unit for the second period. The entrepreneur needs to bargain once in any case, but must now choose when to bargain. If she bargains on date 1 with the second supplier, then her payoff is \hat{v} . Note that while bargaining with the second supplier, the entrepreneur is at the brink of losing the project since there is no ‘slack’ $h_1 = 0$. If instead she bargains earlier on date 0 with the first supplier, she is no longer at the brink; even if bargaining were to fail on date 0, the entrepreneur can use the inventory $h_0 = 1$ now and bargain later with the second supplier. Thus, the value of her outside option is \hat{v} , instead of 0.

How does an improvement in the outside option affect the firm’s value? The firm bargains with a supplier to split the continuation value from bargaining, which is tomorrow’s firm value minus today’s production and carry costs. But the firm has already secured the outside option value even if the bargaining were to fail. It is thus only the remainder – ‘bargaining surplus’ – that actually gets split according to the bargaining weights $(\theta, 1 - \theta)$ with the supplier. That is,

$$\begin{aligned} \text{Firm value}_t &= \text{Continuation value}_t - \text{Rent}_t \\ &= \text{Continuation value}_t - (1 - \theta) \underbrace{(\text{Continuation value}_t - \text{Outside option}_t)}_{=\text{Bargaining surplus}_t} \\ &= \text{Outside option}_t + \theta(\text{Continuation value}_t - \text{Outside option}_t). \end{aligned}$$

Therefore, an increase in the firm’s outside option when it bargains earlier, if continuation value is fixed, raises firm value by a fraction $1 - \theta$. Of course, earlier bargaining reduces continuation value due to carry cost φ , reducing firm value by a fraction θ .

As Figure 2 outlines, the entrepreneur optimally bargains earlier if and only if $\hat{v} + \theta(v - 1 - \varphi - \hat{v}) \geq \theta(v - 1)$, or, equivalently,

$$(1 - \theta)\hat{v} \geq \theta\varphi; \tag{2}$$

i.e., gain from a better outside option $(1 - \theta)\hat{v}$ outweighs her loss from carry cost $\theta\varphi$.

Discussion. Slack – that is, positive inventory – may endogenously arise on date 1, despite the carry cost, if it is optimal to bargain infrequently rather than frequently or earlier rather than later. The entrepreneur bargains infrequently by purchasing enough at a time to sustain multiple periods without needing to bargain and pay rents, thereby reducing the frequency of dilution. She may also optimally purchase earlier to bargain when her outside options are better, thereby reducing the size of dilution.

These results arise because of bargaining frictions. There is an underlying friction of suppliers’ local monopoly, in that the firm cannot immediately trade with another

supplier if trading with one supplier were to fail, but nothing in the model would make the firm directly experience the friction, unless either of the two bargaining parties suboptimally chooses to let the trade fail.¹⁰ But what would happen if a trade were to fail determines the outside options in bargaining, which gives rise to a positive surplus from a successful trade. Because suppliers have bargaining power $1 - \theta > 0$, the firm does not fully internalize the surplus from a trade. Therefore, its optimal choice of when to trade may fail to be first-best.

On one hand, note that the conditions for slack – Inequalities (1) and (2) – are easier to satisfy when terminal payoff v is larger. The result, which holds generally, is one indication of endogenous financing costs. A supplier extracts a fraction $1 - \theta$ of bargaining surplus. The better the *future* prospect, the greater the surplus *now*. Since suppliers can, *ceteris paribus*, extract more rents, the entrepreneur employs slack more.

On the other hand, the second result of early bargaining yields a distinct comparative statics. Again given the initial endowment $h_0 = 1$, now assume that if bargaining were to fail on date 0, the second supplier cancels his visit on date 1.¹¹ Essentially, the firm’s access to input supply is now ‘weaker’ because it gets lost for good upon a bargaining failure. Then, the firm has its “back against the wall” vis-à-vis either supplier, even if it bargains early with a unit inventory: the project fails if bargaining fails because the firm can no longer obtain extra input. Since the firm’s outside option value is now invariably zero on both dates $t \in \{0, 1\}$, the left-hand side of Inequality (2) is zero, such that early bargaining is never optimal for any parameter values. In short, it is only firms with *better* access that may optimally bargain early with slack.

The above analysis captures the core of the mechanism that I propose, but it is incomplete. The initial inventory $h_0 \in \{0, 1\}$ should reflect the firm’s preceding choice, and so must be endogenized. In particular, although I separately discussed infrequent bargaining and early bargaining for clarity of each insight, they should affect each other in principle.¹² Therefore, I transition to a fully dynamic setup in infinite horizon for more complete analysis – now explicitly phrased with the financing terminology.

4 Model

This section sets up the main model of firm financing subject to bargaining frictions.

Environment. Time is continuous and infinite $t \in [0, \infty)$. All agents are risk neutral and have a common time discount rate $\rho > 0$. Agents called insiders own a firm to run

¹⁰Supplemental Appendix SA.2 discusses setups where multiple suppliers visit each period.

¹¹One way to microfound this modification is that failed bargaining is seen as a negative signal.

¹²If early bargaining at $t = 0$ is not optimal, the firm at $t = -1$ with no inventory $h_{-1} = 0$ may find it optimal to purchase three units instead of two from the supplier on that date.

a business. The business has an exogenous cash flow profile, given in Section 4.1. The firm may hold internal funds (or ‘funds’) $h_t \geq 0$, to which cash flow accrues. Internal funds yield a return $r < \rho$.¹³ The spread $\varphi \equiv \rho - r > 0$ is the associated carry cost.

Insiders may frictionlessly receive a nonnegative dividend. If internal funds are depleted without immediate financing, the business fails with zero salvage value.¹⁴

Financing bargaining. To avoid business failure, the firm needs regular financing. Insiders are assumed to be penniless and hence must raise funds for the firm from homogeneous agents called financiers. Insiders can choose when to bargain à la Nash with financiers for funds.¹⁵ Bargaining weights for insiders and financiers are $\theta \in (0, 1)$ and $1 - \theta$, respectively. In return for providing funds, financiers receive a proportional ownership stake in the firm.¹⁶

To focus on the bargaining-driven dynamics of financing, I do not separate the timing of bargaining from the timing of financing: at any $t \geq 0$, no agents can commit to a future transaction at $t' > t$. For further simplicity, I assume that financiers are deep-pocketed but upon financing, they become penniless insiders.¹⁷

Outside options. If insiders can walk away from bargaining and immediately find alternative financiers, bargaining is trivial due to perfect competition among financiers. I therefore assume financier local monopoly: if bargaining with one group of financiers were to fail, it takes time for insiders to find another group of financiers to bargain with and raise funds from. I call this time lag ‘exclusion,’ which can be permanent or temporary. If permanent, excluded firm insiders continue the business until funds are depleted, at which point the business fails. Generally, excluded insiders are ‘re-included’ at a Poisson arrival rate $\gamma \geq 0$ that parametrizes the accessibility of alternative financing – specifically, the speed of accessing such alternative sources. Thus, insiders face a stochastic time lag in finding another financier upon a failed bargaining. Re-inclusion means restoring the ‘access,’ i.e., the ability to freely choose when to raise financing.

The setup can be interpreted as a search friction but only off the equilibrium path. This is, arguably, rather plausible. Corporate financial managers can forecast whether funds will be needed soon and start engaging with financial investors in advance; they may also rely on a relationship with a particular financial intermediary. If, however, a disagreement during the bargaining were to derail the planned financing, they would

¹³Internal funds can, via a simple reformulation of cash flow in Section 4.1, represent slack against borrowing constraint in a risk-free instantaneous lending market with interest rate $r < \rho$.

¹⁴Sections 6.3 and 6.4 entertain richer liquidation technologies in context of divestment.

¹⁵Other axiomatic bargaining solutions, such as Kalai and Smorodinsky (1975) and Kalai (1977), are equivalent to Nash (1950) (under suitable generalizations) in this setup due to the assumptions of deep-pocketed financiers and risk-neutral preferences.

¹⁶Due to homogeneous preferences and absence of agency frictions, this is without loss.

¹⁷An alternative setup would be to assume that financiers can commit to funding the firm but only up to a capacity constraint. This would require the model to take a stand on the capacity.

need to start looking for other options for financing.¹⁸ Even if no disagreement arises, what might happen if one did determines what does happen in terms of bargaining.

4.1 Cash flow

The business has an exogenous cash flow profile. Consider two concrete examples:

1. The business is a ‘startup’ that incurs a fixed flow expense κdt with $\kappa > 0$ (‘burn rate’), until succeeding upon a stopping time τ at a Poisson rate $\lambda > 0$. Upon success, the business earns a terminal payoff $\Pi > \frac{\kappa}{\lambda}$ and ends.
2. The business is an ‘operating firm’ that indefinitely earns an average flow profit πdt , where $\pi > 0$, but subject to occasional losses due to volatility σdB_t , where $\sigma > 0$ and B_t is a standard Brownian motion.

Generically, time- t cash inflow is $\mu dt + \sigma dB_t$, where $\mu \in \mathbb{R}$, $\sigma \geq 0$; for startups, $\mu \equiv -\kappa < 0$ and for operating firms, $\mu \equiv \pi > 0$. The business may ‘succeed’ upon a stopping time τ at a Poisson rate $\lambda \geq 0$ with a terminal dividend $\Pi + h_\tau$, $\Pi \in \mathbb{R}$.

Assumption 1. $\mu + \lambda\Pi > 0$. If $\sigma = 0$, then $\mu < 0$ and either $r \leq 0$ or $\frac{\mu + \lambda\Pi}{\rho + \lambda} < \frac{|\mu|}{r}$.

The first part gives a positive net present value of the business $\frac{\mu + \lambda\Pi}{\rho + \lambda} > 0$ in the absence of frictions. The second part ensures that external financing is regularly needed.¹⁹

4.2 Dividend payout and bargaining for financing

By linear preference, optimal Markov-perfect dividend policy is $\max\{0, h_t - \bar{h}\}$ above a threshold $\bar{h} \geq 0$. Letting $V(h)$ denote firm value given funds h , \bar{h} solves dividend optimality $V'(\bar{h}) = 1$, i.e., smooth pasting, and super contact $\sigma > 0 \implies V''(\bar{h}) = 0$.

Suppose that at a given point, firm insiders have chosen to bargain with financiers for funds. Let $V_o(h)$ denote insiders’ reservation value (‘outside option if bargaining fails’) given funds h , and $x \in [0, 1]$ their retained ownership. Nash bargaining solves

$$\begin{aligned} & \max_{x \in [0, 1], \bar{h} \geq 0} \left(xV(\bar{h}) - V_o(h) \right)^\theta \left((1-x)V(\bar{h}) - (\bar{h} - h) \right)^{1-\theta} \\ \implies & \bar{h} \in \arg \max_{\tilde{h}} V(\tilde{h}) - \tilde{h} \quad (\text{which implies } V'(\bar{h}) = 1), \text{ and} \\ & x(h)V(\bar{h}) = V_o(h) + \theta \left(V(\bar{h}) - (\bar{h} - h) - V_o(h) \right) \end{aligned} \tag{3}$$

¹⁸One may regard the present assumption as a stylized version of search frictions where a match is both durable until actual financing and exclusive.

¹⁹Even without volatility $\sigma = 0$, loss occurs with positive probability $\mu < 0$ (i.e., certainty), and fully covering losses with returns on internal funds $h_t \geq |\mu|/r$ is suboptimal.

The funding target \bar{h} maximizes net firm value $V(\bar{h}) - \bar{h}$.²⁰ Ownership is split in a way that insiders' retained value from bargaining $x(h)V(\bar{h})$ given h equals their reservation value $V_o(h)$ plus a fraction θ of the bargaining surplus $V(\bar{h}) - (\bar{h} - h) - V_o(h)$.

Algebraically, financing is optimal at h if and only if firm value is given by $V(h) = x(h)V(\bar{h})$. The presence of $\theta < 1$ in $x(h)V(\bar{h})$ shows that the firm's value 'function' V is diluted in anticipation of financiers' rent extraction from optimally-timed financing.

5 Analysis

This section presents the analysis of the equilibrium – which is shown to exist uniquely.

Lemma 1 (Existence and uniqueness). *There exist unique V and V_o , the equilibrium value function of insiders and their reservation value function.*

As an aside, the proof in Appendix A.1 leverages the two-step recursive structure: (Markov-perfect) equilibrium value function V depends on itself because (i) V depends on V_o through bargaining θ , and (ii) V_o depends on V through re-inclusion γ . The expected discounting at rate $\rho > 0$ due to the time delay in re-inclusion $\gamma < \infty$ makes this recursion strictly contractionary. Accordingly, V exists as a unique fixed point by contraction mapping theorem. The second step of the recursion then determines V_o .²¹

Sections 5.1 through 5.2 discuss lumpy financing and early financing. Section 5.3 analyzes how financial slack reduces dilution. Section 5.4 explores comparative statics.

5.1 Lumpy financing

Let $\bar{h} = \inf\{\arg \max_h V(h) - h\}$.²² Define $B \subset [0, \bar{h}]$ as the set of internal funds h at which it is optimal in equilibrium to bargain with financiers for funds: $h \in B$ if and only if

$$V(h) = x(h)V(\bar{h}) = V_o(h) + \theta(V(\bar{h}) - (\bar{h} - h) - V_o(h)). \quad (4)$$

Obviously, $0 \in B$, since $\theta > 0$. Equation (4) gives an expression for financiers' rents as

$$(1 - \theta) \left[\underbrace{\left(V(\bar{h}) - (\bar{h} - h) - V(h) \right)}_{\equiv J(h)} + \underbrace{\left(V(h) - V_o(h) \right)}_{\equiv E(h)} \right]. \quad (5)$$

²⁰The funding target, taken as the infimum of the arg max, coincides with the dividend payout threshold because both equalize marginal value of funds with marginal cost of financing. This identity may fail given transaction costs of dividend payout, but this paper's results are robust.

²¹Supplemental Appendix SA.3 graphically illustrates the proof in Appendix A.1.

²²When $h_t > \bar{h}$, the firm immediately pays out dividends $h_t - \bar{h}$ to insiders. Thus, $h \mapsto V(h) - h$ is constant above \bar{h} , and therefore choosing the funding target \bar{h} as the infimum is without loss.

Above, $J(h)$ is the joint surplus from financing when insiders choose to enter into bargaining with financiers, and $E(h)$ is insiders' loss due to exclusion: if bargaining fails once they have entered into it, insiders get $V_o(h)$ instead of $V(h)$. Financiers receive as their rents a fraction $1 - \theta > 0$ of not just $J(h)$ but also $E(h)$. Since $\gamma < \infty$, exclusion always involves a discrete loss, that is, $E > 0$ globally (which will be shown shortly). Therefore, insiders cannot eliminate financing rents even in the limit by raising financing at h arbitrarily close to \bar{h} . At the same time, $h \rightarrow \bar{h}^-$ implies infinite financing frequency, that is, paying $(1 - \theta)(J(h) + E(h)) \rightarrow (1 - \theta)E(\bar{h}) > 0$ infinitely often. Exact incremental financing, therefore, is not optimal in continuous time limit.

Note that financiers cannot extract rents if either $\theta = 1$ or $\gamma \rightarrow \infty$. It is obvious from Equation (5) that $\theta = 1$ eliminates financiers' rents. Fix $\theta \in (0, 1)$ but let $\gamma \rightarrow \infty$ so that $E(h) \rightarrow 0$ pointwise for $h > 0$. Note that for any $\gamma < \infty$, $h \rightarrow \bar{h}$ gives $J(h) \rightarrow J(\bar{h}) = 0$.²³ Therefore, when $\gamma \rightarrow \infty$, financiers' rents $(1 - \theta)(J(h) + E(h))$ vanish as financing occurs infinitely close to the funding target \bar{h} . As expected (and demonstrated shortly in Section 5.4), there is no financial slack in the absence of rent extraction by financiers, that is, either $\theta = 1$ or $\gamma \rightarrow \infty$.

To summarize, the present theory predicts 'lumpy' and infrequent financing, which indicates the emergence of an endogenous financing friction, if and only if bargaining is nontrivial. This feature is demonstrated by the first main result below and its proof.

Proposition 1. *Financing is lumpy and intermittent, i.e., $\sup B < \bar{h}$.*

Proof. Suppose not, that is, for any sufficiently small $\varepsilon > 0$, financing at $h = \bar{h} - \varepsilon$ in the amount ε is optimal. By Equation (4),

$$V(\bar{h} - \varepsilon) = x(\bar{h} - \varepsilon)V(\bar{h}) = \theta(V(\bar{h}) - \varepsilon) + (1 - \theta)V_o(\bar{h} - \varepsilon).$$

Letting $\varepsilon \rightarrow 0^+$ gives $V(\bar{h}) = \theta V(\bar{h}) + (1 - \theta)V_o(\bar{h})$ by continuity (see Appendix A.1). Since $\theta < 1$, this is equivalent to $V(\bar{h}) = V_o(\bar{h})$. But by Assumption 1, there is a finite time interval over which, without financing, internal funds \bar{h} get depleted with nonzero probability. Also, over any finite time interval, re-inclusion fails to occur with nonzero probability since $\gamma < \infty$. In sum, there is nonzero probability that today's exclusion causes business failure within a finite time interval. Without exclusion, positive surplus is retained at depletion since $\theta > 0$. Hence, $V(\bar{h}) > V_o(\bar{h})$, a contradiction. \square

5.2 Early financing

Next, let us analyze insiders' financing strategy $B \supset \{0\}$. The following lemma establishes that it is an interval from zero: that is, the optimal financing strategy is

²³It is easily shown that as $\gamma \rightarrow \infty$, $J(h) \rightarrow 0$ for $h > 0$ conditional on financing being optimal.

monotone in internal funds h . While this is a technical result, I include a partial proof in the article because its derivation points at the core of the economic mechanism.

Lemma 2 (Monotone financing strategy). *If $h \in B$, then $[0, h] \subset B$.*

Proof. Suppose $B \setminus \{0\}$ is nonempty. Immediate financing is optimal on this set, and hence is preferred to an instantaneously delayed financing: for $h \in B \setminus \{0\}$,

$$\rho V(h) - rhV'(h) \geq \mathcal{H}(V)(h), \quad (6)$$

where

$$\mathcal{H}(V)(h) \equiv \mu V'(h) + \frac{1}{2}\sigma^2 V''(h) + \lambda(\Pi + h - V(h)) \quad (7)$$

is the infinitesimal generator for the exogenous cash flow in Section 4.1. Note that

$$\rho V(\bar{h}) - r\bar{h} = \mathcal{H}(V)(\bar{h}) \quad \text{and} \quad (8)$$

$$\rho V_o(h) - rhV'_o(h) = \mathcal{H}(V_o)(h) + \gamma(V(h) - V_o(h)), \quad (9)$$

where $V'(\bar{h}) = 1$. The HJB under exclusion (9) has a term for re-inclusion at rate γ .

Equation (4), being an identity on B , implies that $V'(h) = \theta + (1 - \theta)V'_o(h)$ and $V''(h) = (1 - \theta)V''_o(h)$ on B , with a potential exception at $h = 0$. Thus, for $h \in B \setminus \{0\}$,

$$\mathcal{H}(V)(h) = \theta \mathcal{H}(V)(\bar{h}) + (1 - \theta) \mathcal{H}(V_o)(h). \quad (10)$$

Substituting (4), (8), (9), (10) into (6) cancels out $\mathcal{H}(V)(h)$ and gives: for $h \in B \setminus \{0\}$,

$$(1 - \theta)\gamma(V(h) - V_o(h)) \geq \theta\varphi(\bar{h} - h). \quad (11)$$

This inequality is single-crossing so that $h \in B$ implies $[0, h] \subset B$. Showing the single-crossing property requires a technical proof for concavity of V_o ; see Appendix A.2. \square

Suppose that financing is optimal at $h_t = h > 0$. This implies that insiders prefer bargaining earlier now to delaying bargaining by an instant dt as a one-shot deviation.²⁴ Two factors are relevant in this comparison. On one hand, there is a carry cost when funds $\bar{h} - h_t$ come in at t instead of at $t + dt$. This does not affect insiders' payoff from delaying financing until $t + dt$, but reduces continuation value from time- t bargaining $V(\bar{h}) - (\bar{h} - h_t)$ by $\varphi(\bar{h} - h_t) dt$ in anticipation. When insiders bargain earlier at t , they incur a fraction θ of this loss since financiers bear the rest $1 - \theta$ as a reduction in rents. This is the right-hand side of Inequality (11). On the other hand, there is a chance of finding alternative financiers during $(t, t + dt]$. This, again, does not affect the payoff

²⁴This comparison is marginal in time (t versus $t + dt$), rather than in funds (h versus $h + dh$).

from delaying financing until $t + dt$, but raises insiders' time- t reservation value $V_o(h_t)$ by $\gamma(V(h_t) - V_o(h_t)) dt$ in anticipation. When insiders bargain earlier at t , they gain by a fraction $1 - \theta$ from this improvement in outside options since financiers' rents are reduced by as much. This is the left-hand side of Inequality (11).²⁵

Lemma 2 allows the equilibrium to be fully characterized by ' (s, S) ' bounds (\underline{h}, \bar{h}) , where $\underline{h} \equiv \sup B$. When $\lim_{s \rightarrow t^-} h_s = \underline{h}$, insiders raise financing in the amount $\Delta h \equiv \bar{h} - \underline{h} > 0$ so that $h_t = \bar{h}$. Henceforth, I refer to \underline{h} both as 'financing threshold' – to address the dynamics of financing – and 'funding reserve' – to focus on the amount of financial slack when financing is raised. I say that insiders engage in 'early financing' if $\underline{h} > 0$, that is, if insiders raise financing before running out of funds. I also refer to \bar{h} and Δh as 'funding target' and 'financing amount,' respectively.

Corollary 1 (Monotonicity of early financing). *Given the other parameters, there exists $\underline{\gamma} \in (0, \infty)$ such that early financing is optimal, i.e., $\underline{h} > 0$, if and only if $\gamma > \underline{\gamma}$. Early financing is never optimal, i.e., $\underline{h} = 0$, if $\gamma = 0$.*

Corollary 1 formalizes the logical implication from the discussion of Lemma 2 that the only reason that insiders would choose to finance early, $\underline{h} > 0$, is that if financing were to fail, off the equilibrium path, insiders could use this funding reserve to cover losses while seeking alternative sources of financing to prevent business failure. Thus, the quicker insiders can find alternative financiers upon a failure of financing, the more they can reduce financing rents by raising financing early. Thus, early financing, as a binary choice $\mathbb{1}(\underline{h} > 0)$, is weakly *increasing* in firms' access to alternative financing γ .

5.3 Financial slack and dilution

I now analyze how financial slack reduces dilution. For illustration, consider a startup that incurs a fixed expense κdt until success at Poisson rate λ with a terminal payoff Π . Baseline parameters are: $(\rho, r) = (0.05, 0)$, $(\theta, \gamma) = (0.5, 1)$ and $(\kappa, \lambda, \Pi) = (2, 0.1, 50)$.

Size-frequency tradeoff. Figure 3 illustrates the relationship between financial slack and dilution. In the main plot that shows optimal financing strategy, insiders raise financing once every $\frac{\Delta h}{\kappa} \approx 1.8$ periods (until success) and 'very early' with a large funding reserve $\underline{h} \approx 9.1$. At each financing, insiders incur small dilution: 0.18 in value. If this cost were 'fixed,' the strategy that the main plot illustrates would be strictly dominated by further delaying financing with lower thresholds $\tilde{h} < \underline{h}$, as the cost would be less frequently incurred. The bottom two subplots, Figures 3a and 3b, show that

²⁵Inequality (11) coincides with Inequality (2) in the stylized model of Section 3, with one innocuous generalization: if bargaining fails at $t = 0$, the second supplier cancels his visit with probability $1 - \gamma$, $\gamma \in [0, 1]$. Earlier bargaining raises the firm's reservation value by $\gamma(\hat{v} - 0)$.

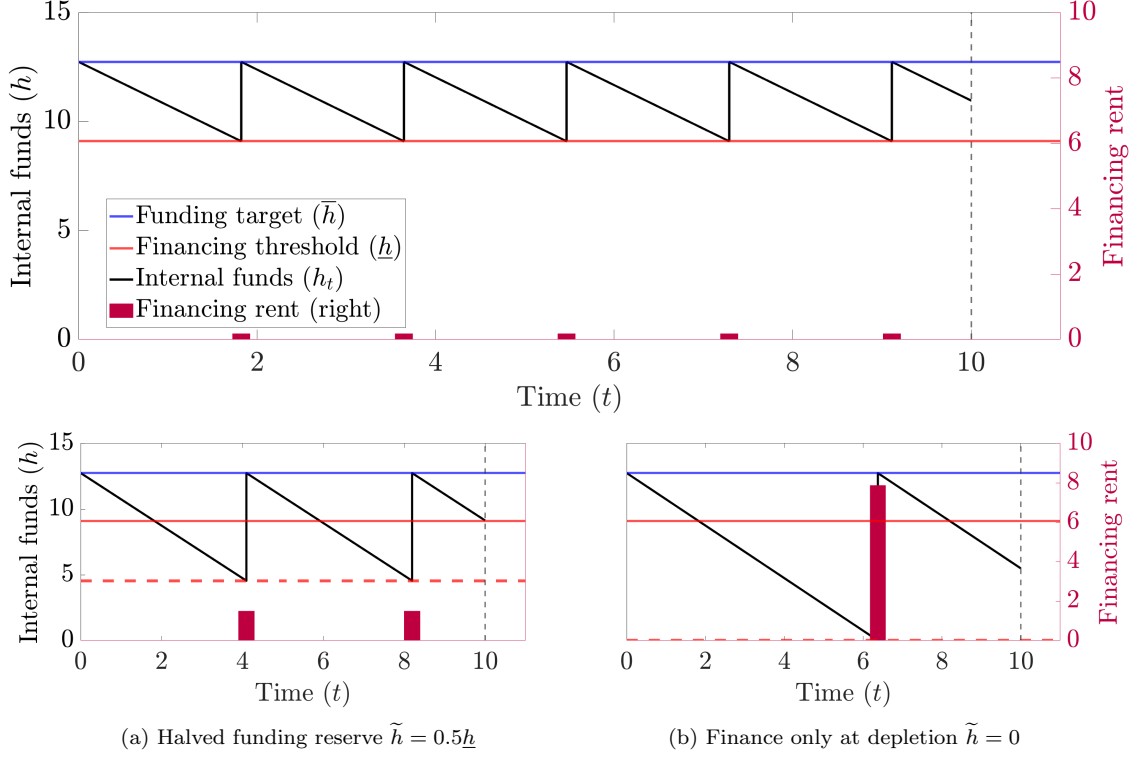


Figure 3: Financial slack and dilution

The plots describe a startup with parameters $(\rho, r) = (0.05, 0)$, $(\theta, \gamma) = (0.5, 1)$, $(\kappa, \lambda, \Pi) = (2, 0.1, 50)$; an operating firm example $\pi dt + \sigma dB_t$ yields the same pattern – with the addition of dividend payout above \bar{h} . The graphs in solid black tracks the history of internal funds h_t until the business succeeds – at $t = 10$ in this simulation. Each financing, which is when h_t jumps from financing threshold \underline{h} to funding target \bar{h} , involves dilution given in magenta bar. The bottom two subplots depict suboptimally lower financing thresholds.

these deviations are indeed not optimal.²⁶ Although frequency decreases, the size of dilution endogenously magnifies, to 1.5 with $\tilde{h} = 0.5\underline{h}$ and even up to 7.88 with $\tilde{h} = 0$.

Why is dilution magnified when insiders raise financing with smaller financial slack? The answer lies in insiders' outside options. In Figure 4, I decompose valuation on the vertical axis, assuming a one-shot strategy of immediate financing at each h across $[0, \bar{h}]$ on the horizontal axis.²⁷ The rightmost edge in blue is the funding target \bar{h} , and the red vertical line the financing threshold \underline{h} .²⁸

The solid black line at the top of Figure 4 is firm value upon financing $V(\bar{h})$. To attain this 'post-money' value, financiers must provide financing $\bar{h} - h$, represented as the height of the light gray area right below it; this amount decreases in h at a unit slope. Financing surplus, however, is not simply the difference between post-money

²⁶For ease of graphical illustration, I assume that these deviations – although appearing as recurrent in the two subplots – are taken by the agents as 'one-shot' until each time of financing. Anticipated deviations post financing would affect firm value ex-post, endogenously altering the 'schedule' of financing rents ex-ante as shown in Figure 4.

²⁷The present comparison is in terms of funds h , rather than time t as in Section 5.2.

²⁸As can be inferred, immediate financing being considered is, on $(\underline{h}, \bar{h}]$, a (one-shot) deviation.

value $V(\bar{h})$ and ‘money’ $\bar{h} - h$. Insiders possess outside options $V_o(h)$ at bargaining, represented as the height of the dark gray area. Even if financing were to fail, insiders that have kept financial slack may still seek alternative funding sources $\gamma = 1$ to prevent business failure. But if financing were to fail without financial slack, the business would promptly fail. As such, value of insiders’ outside options rises steeply in financial slack.

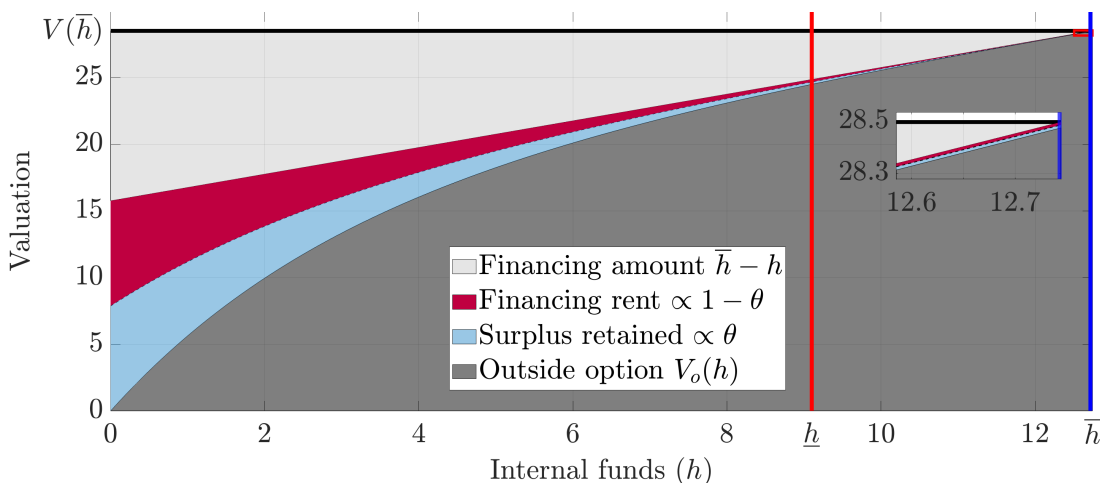


Figure 4: Financial slack, outside options, and the size of dilution

This plot addresses the same startup example as in Figure 3. It shows value decomposition when insiders with funds $h \in [0, \bar{h}]$ choose to raise financing – suboptimally on $(\underline{h}, \bar{h}]$. Continuation value from bargaining is $V(\bar{h}) - (\bar{h} - h)$, which is the height of the bottom of the light gray area, and outside option value is the height of the dark gray area. The surplus from financing is in between the two, which is split, by ratio $(1 - \theta : \theta)$, to financiers’ rents in magenta and insiders’ retained surplus in light blue.

Therefore, the financing surplus, which is the two colored areas in the middle, decreases in financial slack. This is what gets divided, according to the ratio $(1 - \theta : \theta)$, into financiers’ rents in magenta and insiders’ surplus retention in light blue.

In short, financial slack monotonically reduces the size of dilution. But then, why is the optimal funding reserve \underline{h} not even higher? The answer is the frequency. Given funding target \bar{h} , a higher financing threshold \underline{h} decreases financing amount Δh and thus increases the frequency of dilution, while its size no longer decreases as steeply.²⁹

Access to alternative financing γ . When is early financing not optimal? As Corollary 1 shows, it is not optimal when insiders cannot quickly access alternative financing $\gamma \leq \underline{\gamma}$. Then, financial slack does not improve insiders’ outside options enough to justify the increases in carry cost and financing frequency.

Figure 5 illustrates such an instance with $\gamma = 0$ for an otherwise identical startup. Financial slack increases insiders’ outside options at a much lower slope, since insiders cannot access alternative financing sources if financing were to fail $\gamma = 0$. Consequently,

²⁹There is a gap even at the top $V(\bar{h}) - V_o(\bar{h}) > 0$, which is a mere 0.022 but certainly nonzero. As Proposition 1 shows, this non-vanishing loss from exclusion induces lumpy financing.

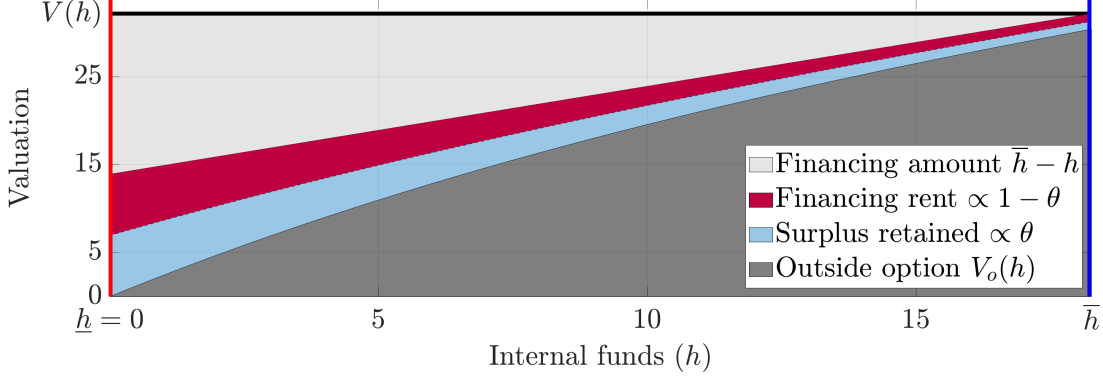


Figure 5: Poor access to alternative financing $\gamma = 0$

The height of the plot is adjusted so that slopes are visually comparable to those in Figure 4.

the size of dilution is never reduced by financial slack enough to compensate for the increased frequency of dilution. These insiders instead delay financing until funds are depleted and, when they do raise funds, raise a much larger amount $\Delta h \approx 18.27 > 3.64$ to reduce the frequency of dilution.

‘Types’ of financing costs. In a sense, there are two types of optimal financing strategies, depending on whether financing is early. Since financing costs are endogenous to financing strategy in this model, it is natural to expect that financing costs in equilibrium may look quite different in each case, as formalized below.

Proposition 2 (Early financing and dilution). *In equilibrium, financiers extract rents from insiders through financing in the amount of: $(1 - \theta)(V(\bar{h}) - \bar{h})$ if insiders delay financing until funds are depleted, i.e., $\underline{h} = 0$; and*

$$\frac{\varphi}{\gamma} \Delta h \quad (12)$$

if insiders finance early, i.e., $\underline{h} > 0$. Financing is early, i.e., $\underline{h} > 0$, if and only if

$$(1 - \theta)\gamma > \frac{\varphi \bar{h}}{V(\bar{h}) - \bar{h}}. \quad (13)$$

Proof. Financiers’ rent when $\underline{h} = 0$ is from (3). For (13), evaluate (11) at $h = 0$. For (12), enforce equality on (11) at $h = \underline{h} > 0$ given $(1 - \theta)(V(\underline{h}) - V_o(\underline{h})) = \theta(V(\bar{h}) - V(\underline{h}) - \Delta h)$ from (4): $V(\bar{h}) - V(\underline{h}) - \Delta h = (1 - \underline{x})V(\bar{h}) - \Delta h$ is financiers’ rent. \square

The expression (12) arises from the aforementioned dynamic tradeoff between the size and frequency of dilution. From the discussion of Lemma 2, earlier financing at $h_t > 0$ reduces financiers’ rents by the amount $(1 - \theta)\gamma(V(h_t) - V_o(h_t)) dt$. If $h_t \leq \underline{h}$, then $V(h_t) - V_o(h_t) = x(h_t)V(\bar{h}) - V_o(h_t)$ is insiders’ surplus from financing at h_t .

Also, by a standard property of bargaining, Equation (3) implies that $\theta : 1 - \theta$ equals the ratio of insiders' surplus to financiers' rents. Thus,

$$(1-\theta)\gamma(V(h_t)-V_o(h_t)) = (1-\theta)\gamma(x(h_t)V(\bar{h})-V_o(h_t)) = \theta\gamma((1-x(h_t))V(\bar{h})-(\bar{h}-h_t)),$$

and so earlier financing at $h_t \in (0, \bar{h}]$ reduces financiers' rents by a *factor* of $\theta\gamma dt$. On the other hand, it involves a carry cost of $\varphi(\bar{h} - h_t) dt$, but insiders bear a fraction θ of it due to bargaining. Thus, when insiders choose the optimal 'interior' financing threshold $\underline{h} > 0$ that equalizes the marginal costs and benefits of earlier financing, θ cancels out, giving (12). The cancellation shows that by financing early, insiders are in effect offsetting financier bargaining power $1 - \theta$ by bargaining with financial slack \underline{h} .

In sum, Proposition 2 states that, in equilibrium, firms that raise financing after running out of funds pay financing costs proportional, by a factor of financiers' bargaining power $1 - \theta$, to firm value net of financing $V(\bar{h}) - \bar{h}$, whereas firms that raise financing before running out of funds pay financing costs proportional, by a factor of the ratio of carry cost to their speed of accessing alternative financing $\frac{\varphi}{\gamma}$, to financing amount. Firms, in equilibrium, strategically *choose* between these two 'types' of financing costs, through their choice on whether to raise financing early.

5.4 Comparative statics of financial slack

The workhorse proof of Lemma 2 shows that the infinitesimal generator $\mathcal{H}(V)$ for exogenous cash flow in Section 4.1 is canceled on the financing interval $B = [0, \underline{h}]$ when $\underline{h} > 0$. Using this standard feature of continuous time, I establish comparative statics in bargaining parameters. For clarity, suppose $r \geq 0$; a negative yield (very) slightly complicates exposition. I will first explain intuition behind these results and then discuss the significance of this pair of comparative statics.

Proposition 3 (Comparative statics in θ and γ). *The equilibrium (\underline{h}, \bar{h}) is invariant to γ when $\gamma \leq \underline{\gamma}$. (i) **Funding target** \bar{h} is decreasing in θ , and decreasing in γ when $\gamma \geq \underline{\gamma}$.³⁰ (ii) **Financing threshold** \underline{h} is decreasing in θ when $\underline{h} > 0$; $\underline{h} = 0$ is constant in θ above some $\underline{\theta} < 1$. (iii) **Financing amount** Δh – in case $\underline{h} > 0$ (i.e., $\Delta h < \bar{h}$) – is constant (increasing) in θ given $r = 0$ ($r > 0$), and decreasing in γ given $r = 0$. (iv) **Financial slack vanishes** \bar{h} , \underline{h} , $\Delta h \rightarrow 0$ as either $\theta \rightarrow 1$ or $\gamma \rightarrow +\infty$.*

First, an increase in either bargaining weight θ or access to alternative financing γ ($\geq \underline{\gamma}$) lowers insiders' incentives to keep financial slack, and hence decreases funding

³⁰Within this proposition, 'decreasing'/'increasing' indicates strict monotonicity only.

target \bar{h} – down to zero in the limit along with \underline{h} and Δh .³¹ Second, funding reserve \underline{h} is decreasing in θ as well. As Proposition 2 shows, insiders reduce the size of dilution by financing early $\underline{h} > 0$. When θ is higher, financiers can extract a smaller fraction of financing surplus as rents, and so insiders do not keep as large funding reserves.

Funding reserve \underline{h} is, however, non-monotonic in the speed of accessing alternative financing γ . With γ above but near $\underline{\gamma}$, insiders finance early to improve their outside options. It still takes quite long to find another financier, so that large financial slack is needed to make it sufficiently likely before the business fails. As alternative financiers become quicker to find, insiders may keep less funding reserves \underline{h} and still make it likelier to find one before the business fails.

Lastly, financing amount Δh determines the frequency of financing, and hence of dilution. Proposition 2 shows that given early financing, the size of dilution is $\frac{\varphi}{\gamma} \Delta h$, which is constant in θ and decreasing in γ . Therefore, its optimal frequency, which is decreasing in financing amount Δh , is constant in θ and increasing in γ .³²

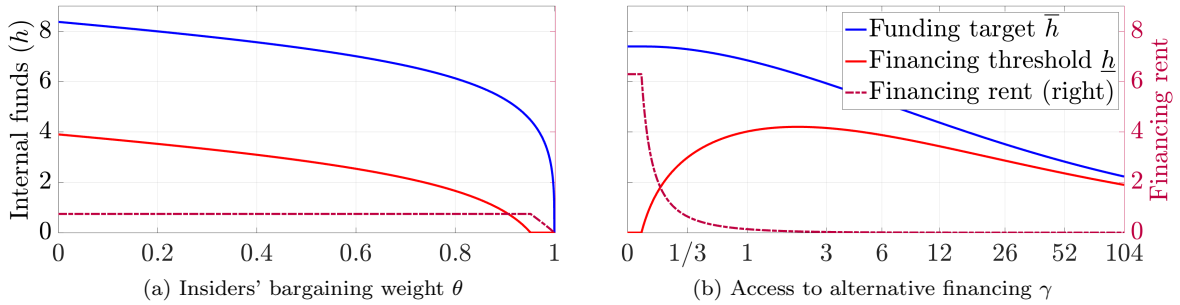


Figure 6: Comparative statics in θ and γ

‘Operating firm’ with baseline parameters $(\rho, r) = (0.05, 0)$, $(\theta, \gamma) = (0.5, 0.3)$, $(\mu, \sigma) = (1, 2)$, $(\lambda, \Pi) = (0, 0)$ – see Section 4.1. To enhance visibility for key parts of the plots, the baseline γ is reduced to 0.3 from the previous value of unity and the horizontal axis in Figure 6b is rescaled. While Proposition 3 does not explicitly discuss financing rent, its displayed patterns are implied from Proposition 2. Both y-axes are identical across plots. In Figure 6b, financing rent is never exactly zero.

Proposition 3 is significant in two regards. First, as Figure 6a shows, financing rent is increasing in financiers’ bargaining power $1 - \theta$ but only up to early financing: on the part of the domain for θ over which financing threshold is positive $\underline{h} > 0$, financing rent is constant in bargaining weight, consistent with the discussion of Proposition 2.³³

³¹If $\theta = 0$, any allocation is an equilibrium since insiders are indifferent. Thus, the game is not upper-hemicontinuous as $\theta \rightarrow 0$. Note that the surplus from financing is *fully* ‘externalized’ to financiers when $\theta = 0$. Thus, there exists a first-best equilibrium where insiders with choice adopt the best strategy for financiers with benefit. Still, due to full dilution, insiders’ equilibrium value function is given by lack of access to any financing, i.e., coinciding with V_o given $\gamma = 0$.

³²If $r > 0$, a higher \bar{h} , holding financing amount Δh fixed, implies less frequent financing due to higher yields $rh_t dt$ on $h_t \in (\bar{h} - \Delta h, \bar{h}]$; since $\frac{\partial \bar{h}}{\partial \theta} < 0$, Δh is thus increasing in θ when $\underline{h} > 0$.

³³If internal yield is positive $r \in (0, \rho)$, financing rent is actually *decreasing* in financiers’ bargaining power $1 - \theta$ conditional on early financing. This is because, as Proposition 3 shows,

This suggests that it may be incorrect to observe small financing costs that some firms incur and then conclude that financiers must have small bargaining power vis-à-vis these firms. The small financing costs in equilibrium may in fact be the result of these firms optimally choosing to bargain with financiers possessing large bargaining power $1 - \theta \gg 0$ when they have *correspondingly* large financial slack $\underline{h} \gg 0$.

Second, the non-monotonicity of financing threshold \underline{h} in access to alternative financing γ , as shown in Figure 6b, suggests that this theory may be broadly applicable. Conceptually, varying γ over its domain $[0, \infty)$ covers firms facing perfectly monopolistic financiers up to firms facing perfectly competitive financiers asymptotically. Excluding the extreme right tail on the domain of γ close to perfect competition, this model predicts that there is a spectrum of firms along two distinct types of financing dynamics. On one hand, firms that cannot quickly access alternative sources of financing raise financing highly infrequently in large chunks and only when they have exhausted most or all of their internal funds. On the other hand, firms that can do so quickly raise financing highly frequently in small increments even as they always keep a sizable amount of cheaper internal funds.³⁴ Many classes of firms – including young startup firms, financially distressed firms, and large, established and creditworthy firms – seem to fall onto different points along this spectrum.

6 Investment Extension

This section considers investment as firms’ explicit choice in the model and analyzes how it interacts with the above mechanism based on financier bargaining power. Firms that can choose how much to invest possess some control over the flow of funds. As such, investment choice should affect firms’ outside options when they bargain with financiers. Specifically, firms that can quickly obtain large extra funds by divesting capital or reducing their large (positive) investment have good outside options when they keep funds as they bargain: if external financing were to fail, such firms can do so in order to avoid running out of internal funds. Financiers, therefore, can only extract small rents from such firms when they raise financing early.

In this paper, reducing (positive) investment and divestment (i.e., negative investment) are thus equivalent off-path responses to reduce on-path dilution. But they *are* distinct economic activities; the idea of investment irreversibility highlights that divesting existing capital may often be difficult. Introducing investment choice thus gives

financing amount is then decreasing in financiers’ bargaining power $1 - \theta$ and by Proposition 2, a decrease in financing amount implies a decrease in financing rent conditional on early financing.

³⁴Consistent with the intuition, Supplemental Appendix SA.6 shows that such firms may have funding reserve \underline{h} that substantially exceeds their investment needs – see Figure SA.4b.

rise to two separate channels – divestment and reducing positive investment – through which this paper’s mechanism based on financier bargaining power may operate.

This section explores how firms choose optimal investment and financing strategy in the presence of financier bargaining power. Section 6.1 extends the setup with investment choice subject to adjustment cost, and Section 6.2 shows that bargaining frictions induce underinvestment. Section 6.3 explains how firms’ *strategic* underinvestment, including divestment, allows firms to reduce financing costs through early financing. Lastly, Section 6.4 shows that investment irreversibility differentially affects firms’ financing strategy – and hence financing costs – depending on their productivity.³⁵

6.1 Extended setup

I modify the cash flow profile with a standard investment model à la Hayashi (1982).

Production and investment. A firm owns capital K_t and employs it to produce

$$(A dt + \sigma dB_t) K_t$$

in cash flow, with $A, \sigma > 0$. The firm can invest $I_t \in \mathbb{R}$ into its capital stock, subject to adjustment cost. Given flow investment $I_t dt$, the firm incurs an additional flow cost in funds $\Psi(I_t/K_t)K_t dt$; Ψ satisfies $\Psi(0) = \Psi'(0) = 0 < \Psi''$. When the firm is neither financing nor paying dividends, internal funds $H_t \geq 0$ evolve as: writing $i_t \equiv I_t/K_t$,

$$dH_t = \left(A - i_t - \Psi(i_t) \right) K_t dt + \sigma K_t dB_t.$$

For simplicity, assume a quadratic cost: $\Psi(i) \equiv \psi \frac{i^2}{2}$ for some $\psi > 0$. Given depreciation rate $\delta \geq 0$, the firm’s capital stock K_t evolves as $dK_t/K_t = (i_t - \delta) dt$. While there is no explicit capital trade, $i_t < 0$ represents divestment of capital into funds.

Stochastic parameters. I allow the parameters $(\rho, r, \gamma, A, \sigma, \psi, \delta)$, with a key exception of bargaining weight θ , to be functions of an underlying state variable $s_t \in S \subset \mathbb{R}$.³⁶ Let s_t evolve continuously as $ds_t = \mu_s(s_t) dt + \sigma_s(s_t) dZ_t$, where Z_t is a standard Brownian motion independent of B_t and both μ_s and σ_s satisfy standard regularity conditions. In baseline, $s_t = s$ is constant: $\mu_s = \sigma_s = 0$. Its law of motion is summarized by the infinitesimal generator

$$\mathcal{S}(V) \equiv \mu_s \cdot V_s + \frac{1}{2} \sigma_s^2 \cdot V_{ss}. \tag{14}$$

³⁵Supplemental Appendices SA.5 and SA.6 motivate and conduct illustrative analysis on another aspect of the interaction between investment and dilution that builds upon the previous discussion of comparative statics with respect to access to external financing from Section 5.4.

³⁶Bargaining weight θ directly affects insiders’ payoff from financing, and so its law of motion would marginally affect cost and benefit of earlier financing at t relative to delay until $t + dt$.

I omit notations for s in parameters: ‘ ρ ’ is a stochastic discount rate $\rho(s_t)$, for example.

Investment optimization. Define $W(s, K, H)$ as firm value given state s , capital $K > 0$, and funds $H \geq 0$. Letting $h \equiv H/K$ and $V(s, h) \equiv W(s, 1, h)$, homogeneity in (K, H) gives $W(s, K, H) = KV(s, h)$. Omitting (s, h) , per-capital HJB equation is

$$\rho V - rhV_h = \max_{i \in \mathbb{R}} \left\{ (A - i - \Psi(i))V_h + \frac{1}{2}\sigma^2 V_{hh} + (i - \delta) \underbrace{(V - hV_h)}_{=W_K} + \mathcal{S}(V) \right\}.$$

The first-order condition gives insiders’ optimal investment rate as

$$i(s, h) = \frac{1}{\psi} \left(\frac{V(s, h)}{V_h(s, h)} - h - 1 \right). \quad (15)$$

6.2 Underinvestment

Let $\bar{h}(s) \equiv \inf\{h \mid V_h(s, h) = 1\}$ denote funding target given state s . I first show that insiders with less internal funds invest less. Equation (15) yields $\partial i(s, h)/\partial h = -\frac{1}{\psi} \frac{V(s, h)}{V_h(s, h)^2} V_{hh}(s, h)$. It thus reduces to a claim for concavity of V in internal funds.

Lemma 3 (Funds-driven underinvestment). $V''(h) < 0$ for all $h < \bar{h}$.³⁷

Lemma 3 does not yet imply global underinvestment, because one might wonder whether investment is first-best at least at $h = \bar{h}(s)$. The answer is a definitive no.

Proposition 4 (Underinvestment at the top). *Let $i^*(s)$ be first-best investment and $\bar{i}(s)$ optimal investment at state s with $h = \bar{h}(s)$. Then, $\bar{i}(s) < i^*(s)$ for all s .*

Proof. Let $V^*(s)$ first-best value per capital: $\theta^* = 1$. First-best investment rate is

$$i^*(s) = \frac{1}{\psi} \left(V^*(s) - 1 \right).$$

Letting $\bar{V}(s) \equiv V(s, \bar{h}(s))$, optimal investment rate at funding target is

$$\bar{i}(s) = \frac{1}{\psi} \left(\bar{V}(s) - \bar{h}(s) - 1 \right),$$

since $\bar{V}_h = 1$. It must be that $V^*(s) > \bar{V}(s) - \bar{h}(s)$ so that $i^*(s) > \bar{i}(s)$. If first-best insiders with value $V^*(s)$ are somehow endowed with funds $h = \bar{h}(s)$, the entirety is optimally paid out promptly so that their value is $V^*(s) + \bar{h}(s)$. If they instead use the funds to mimic the optimal strategy under $\theta < 1$, they achieve a strictly higher value

³⁷Just for this lemma, I let s constant to avoid the complexities of PDE. While not proven, concavity in funds seems plausible when parameters stochastically vary independently of funds.

than $\bar{V}(s)$ due to the absence of dilution. Therefore, letting \tilde{V}^* value of this deviation strategy, it follows that $\bar{V}(s) < \tilde{V}^*(s, \bar{h}(s)) \leq V^*(s) + \bar{h}(s)$, as claimed. \square

Investment reduces funds. As long as insiders are incentivized to preserve funds $\bar{h} > 0$ despite the carry cost, they invest strictly less than without such incentives. With a lower h , they are more incentivized so, and hence further reduce investment.

While this mechanism is well-known in the literature on liquidity frictions, it is still noteworthy that here, underinvestment arises purely due to bargaining frictions.

6.3 Strategic underinvestment

In the main model from Sections 4 through 5, insiders only had financial slack as their strategic choice. Here, they can optimize with both investment and financial slack. How does this added choice affect firms' optimal financial slack?

But first, let us abbreviate notations. Letting $\bar{h}(s)$, $\underline{h}(s)$ denote funding target and financing threshold given state s , respectively, define $\bar{V}(s) \equiv V(s, \bar{h}(s))$, $\underline{V}(s) \equiv V(s, \underline{h}(s))$, and $\underline{V}^o(s) \equiv V^o(s, \underline{h}(s))$. The exclusion symbol o is in superscript for compatibility with partial derivatives; e.g., $\underline{V}_h^o(s) \equiv V_h^o(s, \underline{h}(s))$. Let $\bar{i}(s)$, $\underline{i}(s)$, $\underline{i}^o(s)$ denote optimal investment rates at corresponding funds $\bar{h}(s)$, $\underline{h}(s)$ and per exclusion status. I also omit s in the optimal investment policy function: $i(h)$ is optimal investment rate at h with access to financing, which also depends on notationally suppressed state s .

Proposition 5 (Underinvestment and dilution). *With notations for exogenous state s suppressed where appropriate, the following hold, in equilibrium, pointwise for each $s \in S$. Financiers extract rents from insiders through financing in the amount of: $(1 - \theta)(\bar{V} - \bar{h})$ if insiders delay financing until funds are depleted, i.e., $\underline{h}(s) = 0$; and*

$$\frac{1}{\gamma + \frac{1}{2}(\bar{i} - \underline{i})} \left[\varphi \Delta h - \frac{1}{2}(\bar{i} - \underline{i})(\underline{V} - \underline{h}) + \frac{1}{2} \left(\frac{1 - \theta}{\theta} \right) (\underline{i} - \underline{i}^o)(\underline{V}^o - \underline{h} \underline{V}_h^o) \right] \quad (16)$$

if insiders finance early, i.e., $\underline{h}(s) > 0$. Financing is early, i.e., $\underline{h}(s) > 0$, if

$$(1 - \theta)\gamma + \frac{1}{2}(\bar{i} - i(0)) > \frac{\varphi \bar{h}}{\bar{V} - \bar{h}}. \quad (17)$$

Inequality (17) implies that with investment choice, insiders may raise financing early $\underline{h} > 0$ even when alternative external financiers are not available $\gamma = 0$, as illustrated by Figure 7. This is due to the term $\frac{1}{2}(\bar{i} - i(0))$, which is absent in Inequality (13) from Proposition 2. It represents how much insiders underinvest because of funding depletion $\bar{i} - i(0)$, net of the quadratic adjustment cost $\frac{1}{2}$.

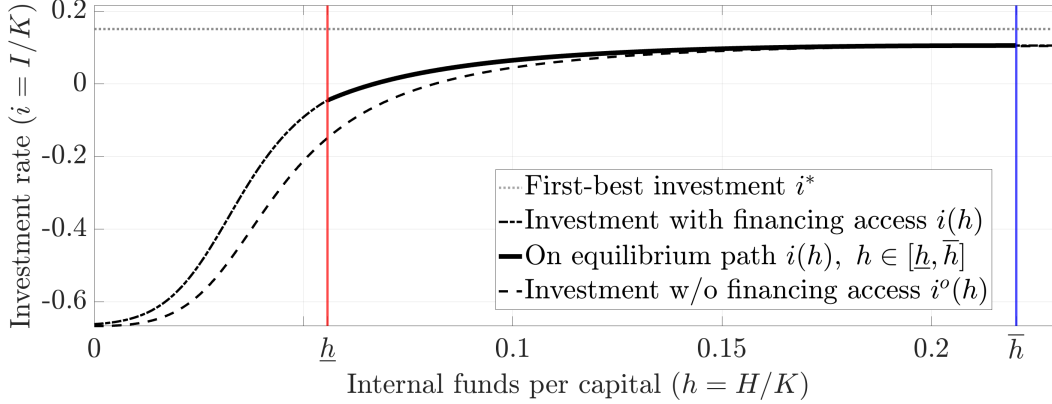


Figure 7: Underinvestment and financing dynamics

Bargaining parameters are $(\theta, \gamma) = (0.5, 0)$, and other parameters are adopted from Bolton et al. (2011): $(\rho, r) = (0.06, 0.05)$, $(A, \sigma) = (0.18, 0.09)$ and $(\psi, \delta) = (1.5, 0.1007)$. All parameters are constant.

One may conjecture that if $\bar{i} - i(0)$ is large, insiders raise financing early to simply avoid extremely low investment $i(h)$ on $h \in [0, \underline{h}]$. This, however, is not precise. Consider a canonical ‘fixed’ transaction cost of financing. Regardless of where a financing threshold is, insiders reduce investment by the same magnitude to avoid reaching it and paying the given cost; zero threshold thus strictly dominates (see Bolton et al., 2011). In my theory, early financing $\underline{h} > 0$ even with $\gamma = 0$ still arises because, as (16) shows, the size of dilution is endogenous to financing strategy.

Note first that equilibrium underinvestment $\bar{i} - \underline{i} > 0$ increases surplus from financing, and hence dilution, because financing eliminates losses from it. At the same time, dilution is, from insiders’ perspective, a (endogenous) transaction cost of financing. Therefore, if it is large in equilibrium, insiders try to avoid financing by underinvesting more in equilibrium when funds fall towards financing threshold. In short, there is complementarity between equilibrium underinvestment and dilution.

In this context, early financing $\underline{h} > 0$ reduces the size of dilution through two channels. First, insiders are indeed reducing their equilibrium underinvestment $\bar{i} - \underline{i} < \bar{i} - i(0)$. Consistent with the above discussion, lower equilibrium underinvestment implies smaller ‘joint’ surplus from financing – see Section 5.1.

Second, insiders have better outside options such that the loss from exclusion due to financiers’ local monopoly – again, see Section 5.1 – is smaller. This is because insiders can *strategically* underinvest to avoid running out of funds, in two forms. On one hand, the reduction in equilibrium underinvestment via a higher financing threshold directly converts into strategic underinvestment below the threshold $\underline{i} - i(h)$, $h \in [0, \underline{h}]$.³⁸ On the other hand, if financing were to fail such that insiders lose access to financing, they could

³⁸The expression $i(h)$ for $h \leq \underline{h}$ is insiders’ instantaneous optimal investment rate given $h_t = h$ and conditional on a counterfactual (i.e., off-path) delay in financing by a dt instant.

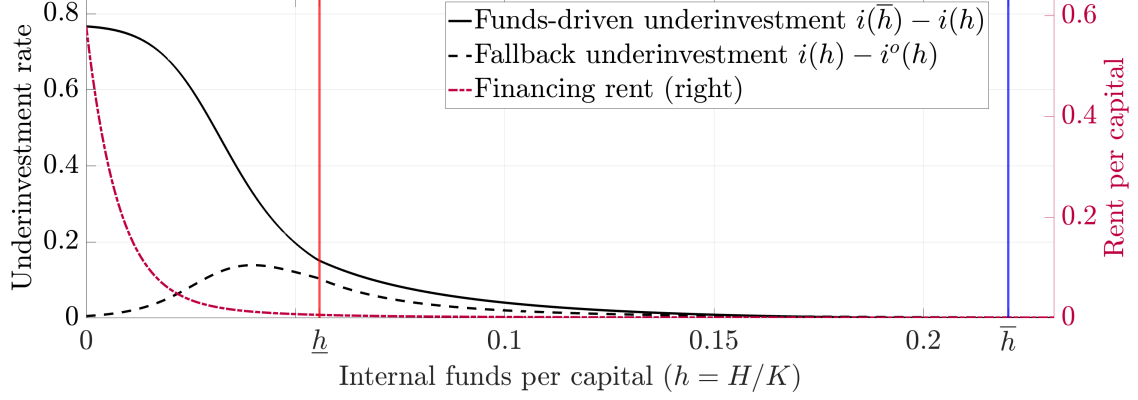


Figure 8: Strategic underinvestment and dilution

Financing rent is computed given a one-shot choice of financing at each h , which is suboptimal for $h > \underline{h}$. Financing rent is never zero.

strategically underinvest even further $i(h) - i^o(h) > 0$ as a ‘fallback’ measure. Both forms of strategic underinvestment involve time delay due to the convex adjustment cost Ψ , and therefore insiders can improve their outside options when they raise financing before running out of funds – even when there are no alternative financiers out there $\gamma = 0$. In short, strategic underinvestment is a form of alternative *self*-financing.

These two channels thus reduce the joint surplus from financing and the loss due to exclusion, respectively, and hence the rents extracted by financiers. By the aforementioned complementarity, then, insiders in equilibrium underinvest less when getting close to financing threshold, which further reduces dilution. . . , and so forth. As Figure 8 shows, early financing $\underline{h} \approx 0.056$ makes dilution negligible – from 0.799 at $h = 0$ down to 0.006 at $h = \underline{h}$ – even without access to alternative *external* financing $\gamma = 0$.

What determines exact early financing threshold $\underline{h} > 0$? Expression (16) is from

$$\theta\gamma\left((1-x)\bar{V} - \Delta h\right) + \frac{\theta}{2}(\bar{i} - \underline{i}) \underbrace{\left(\bar{V} - \underline{h}\right)}_{=\bar{W}_K} = \theta\varphi\Delta h + \frac{1-\theta}{2}(\underline{i} - \underline{i}^o) \underbrace{\left(\underline{V}^o - h\underline{V}_h^o\right)}_{=\underline{W}_K^o}, \quad (18)$$

where $(1-x)\bar{V} - \Delta h$ is the size of dilution. The threshold equalizes marginal benefits (on the left-hand side) of earlier financing at $h_t = \underline{h}$ over instantaneous delay to its marginal costs (on the right-hand side). Here, I only discuss the second term on each side – the first terms are already addressed in the discussion following Proposition 2.

On the one hand, earlier financing raises continuation value by removing losses from funds-driven underinvestment $\frac{1}{2}(\bar{i} - \underline{i})\bar{W}_K dt$. But insiders do not fully internalize this gain since financiers extract a fraction $1 - \theta$ in rents. On the other hand, delaying financing by dt increases insiders’ reservation value at bargaining by $\frac{1}{2}(\underline{i} - \underline{i}^o)\underline{W}_K^o dt$; if financing were to fail anyway, insiders would have accumulated more capital at $t + dt$

by delaying the bargaining. By financing earlier at t instead, insiders' reservation value is lower by as much, which increases financiers' rents by a fraction $1 - \theta$.

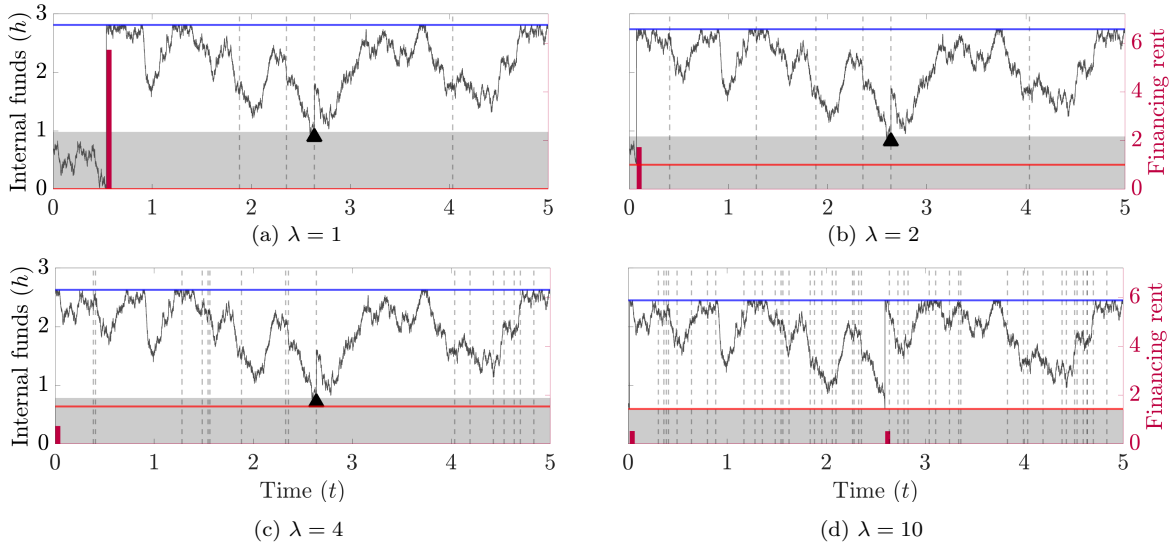


Figure 9: Ease of divestment opportunities λ , given $\gamma = 0$

Plots track internal funds, dilution and divestment given stochastic arrivals of divestment opportunities (vertical dashed lines in gray). In the gray area above financing threshold in red, divestment is optimal on the path of equilibrium; the black marker indicates actual divestment. All axes are identical across plots.

Illustration. To illustrate the analysis, I modify the main model from Section 4 with lumpy divestment opportunities. The business has ‘normalized’ running cash flow $\pi dt + \sigma dB_t$. At a Poisson arrival rate of $\lambda > 0$, the business receives opportunities to downsize future cash flow by a factor of $\eta \in (0, 1)$ in return for receiving funds $\xi > 0$. I let $(\rho, r) = (0.07, 0)$, $(\pi, \sigma) = (1, 1)$ and $(\eta, \xi) = (0.9, 0.7)$ so that divestment is not first-best. Lastly, $\theta = 0.5$ and there are no alternative external financiers $\gamma = 0$.

As Figure 9 shows, firms that are able to quickly underinvest – in this case, divest – raise financing early to reduce the surplus from financing and hence financing rents. Consequently, they have small incentives on the path of equilibrium to actually divest in order to avoid financing. Indeed, with ample opportunities to divest $\lambda = 10$ in Figure 9d, firms never divest in equilibrium.

6.4 Reducing positive investment

Section 6.3 demonstrates that strategic underinvestment is a means of alternative self-financing, and illustrates it with a divestment example. But underinvestment is not confined to divestment. To explore the effects of reducing (positive) investment in isolation, I introduce a nonnegativity constraint $i \geq 0$ to the setup in Section 6.1. Investment is thus perfectly irreversible, although it can be flexibly scaled. For a simple

comparison, I vary productivity over two values $A \in \{0.17, 0.18\}$. Other parameters are as in Figure 7, including no alternative external financiers $\gamma = 0$.

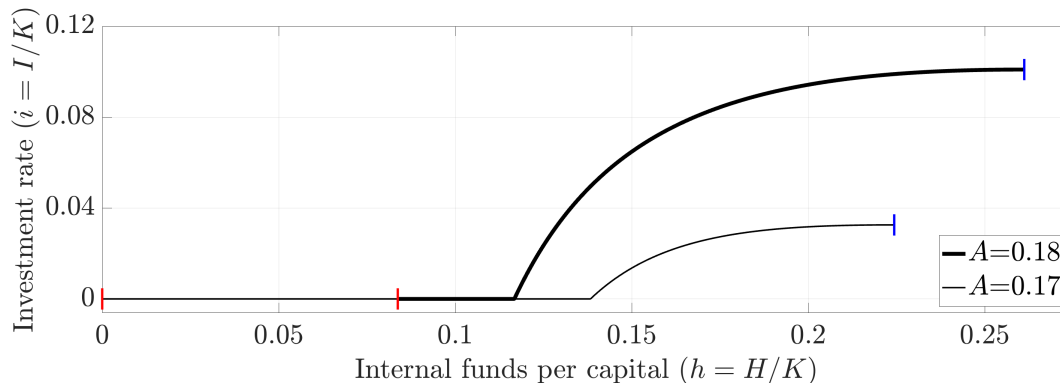


Figure 10: No alternative external financiers $\gamma = 0$ and no divestment $i \geq 0$

The black curves, in different thickness, represent optimal investment policy given internal funds on the equilibrium path, bounded by funding target \bar{h} in the blue line segments and financing threshold \underline{h} in the red ones.

Illustrative analysis. Figure 10 compares the two scenarios. The result that $\underline{h}_1 = 0$ given $A = A_1 \equiv 0.17$, on its own, appears consistent with the preceding analysis throughout this paper. If insiders cannot find alternative external financiers or divest capital in response to a financing failure, they can do nothing, supposedly, to avoid running out of funds such that it becomes difficult to improve their outside options vis-à-vis financiers by having financial slack. Insiders, therefore, delay financing \underline{h} .

But then why do insiders finance early $\underline{h}_2 > 0$ with $A = A_2 \equiv 0.18$? The answer has to do with the ability to reduce positive investment in response to a financing failure. Figure 11 adds graphs for fallback underinvestment and financing rent to each case. In Figure 11a with $A = 0.17$, fallback underinvestment is concentrated towards higher funds. Because divestment is impossible, insiders that are already investing none $i(h) = 0$ due to low funds cannot underinvest more in response to a financing failure $i(h) - i^o(h) = 0$. Since fallback underinvestment is constrained by irreversibility from below, insiders' outside options vis-à-vis financiers are not sufficiently improved with financial slack, so that $\underline{h}_1 = 0$.

In Figure 11b with a higher $A = 0.18$, fallback underinvestment is still concentrated upwards, but there are two differences. First, because insiders invest more on path $i(h)$ than with a lower $A = 0.17$, they can underinvest more off path if financing were to fail; that is, $i(h) - i^o(h)$ is larger given $i(h) > 0$. Second, if financing were to fail, insiders would have a better chance for fallback underinvestment because higher productivity $A_2 > A_1$ increases the upward drift in funds h . Hence, irreversibility constraint is less binding, and insiders raise funds early to bargain with better outside options. Financing rent is 0.013, which is, although more than twice that with divestment (see

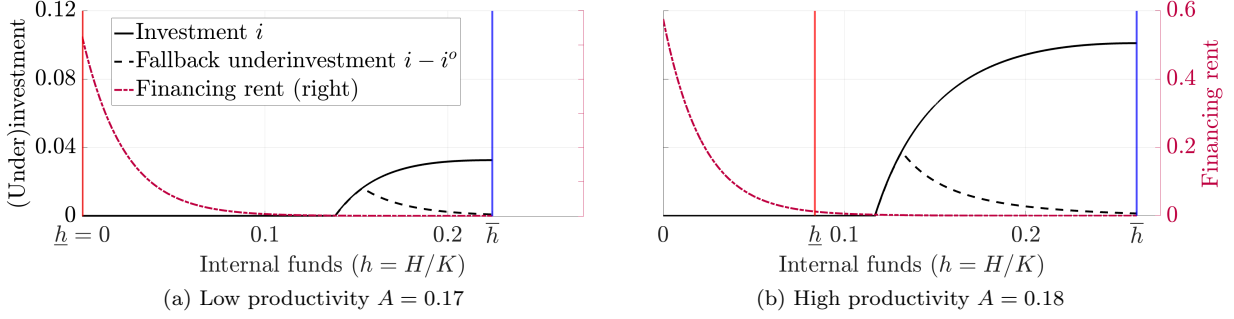


Figure 11: Upward-concentrated fallback underinvestment

Fallback underinvestment $i(h) - i^o(h)$ is how much firms with funds h would reduce investment upon losing access to external financing, e.g., due to a failure of bargaining (off the equilibrium path). Both y -axes are identical across plots. All values are on a per-capital basis. In both plots, financing rent is never exactly zero.

Figure 8), smaller by an order of magnitude than 0.524 with $A = 0.17$.

Discussion. When alternative external financing is difficult to find, firms with good *self*-financing alternatives – that is, those that can easily divest (see Section 6.3), or are productive and sustain large investment with flexibility to scale it down – incur small dilution. In equilibrium, they may not actually divest or drastically underinvest. But the ability to do so if financing were to fail improves firms’ outside options, and hence reduces financing rents, when they raise financing with financial slack.

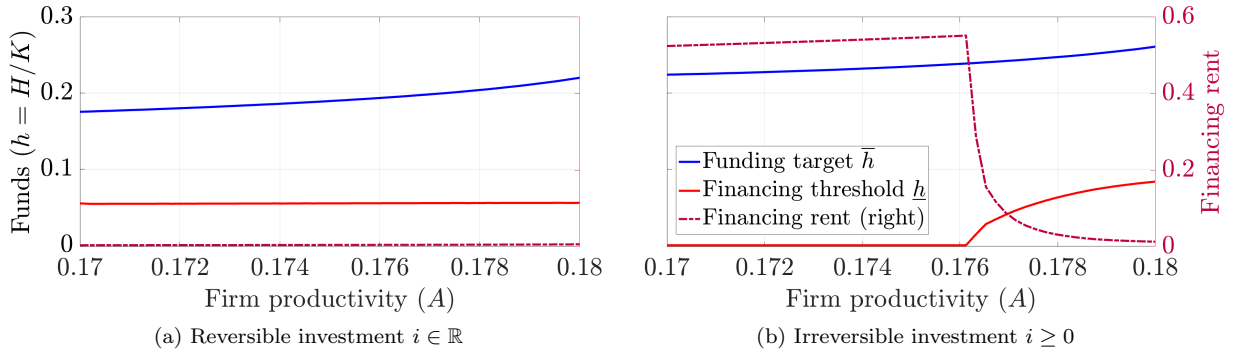


Figure 12: Investment irreversibility, financing strategy, and financing rents

Each plot is comparative statics in firm productivity $A \in [0.17, 0.18]$, depending on reversibility of investment. Other parameters are as in Figure 7, including no alternative external financiers $\gamma = 0$. Both y -axes are identical across plots. All values are on a per-capital basis. In both plots, financing rent is never exactly zero.

This leads to the last result. As Figure 12 shows, given heterogeneous firm productivity, investment irreversibility may increase both the average and the dispersion of financing rents across firms. When divestment is difficult, external financiers possessing bargaining power can extract more rents from all firms. But they can extract *much* more from unproductive firms because productive firms still have alternative means of obtaining extra funds by reducing their investment if financing were to fail, and thus

optimally raise financing early $\underline{h} > 0$ in order to bargain before placing their “back against the wall” vis-à-vis financiers having bargaining power.³⁹

7 Conclusion

I present a dynamic theory of firm financing based on financier bargaining power. It predicts that firms choose to raise financing in a lumpy fashion and maintain internal funds in order to bargain with financiers – and pay rents – infrequently. Moreover, firms may choose to raise financing early, before running out of internal funds, in order to bargain when their outside options are better due to the ability to pursue financing alternatives. Thus, lumpy financing reduces the frequency of financiers’ rent extraction and early financing its size. In short, it is how firms use financial slack to improve their bargaining with financiers that jointly determines these two distinct patterns of financing dynamics across firms.

This theory endogenizes financing costs – that is, financiers’ rents – such that they not only determine firms’ optimal financing strategy, but also are determined by it. Firms that can quickly access good financing alternatives choose to make financing costs small by raising financing early. In contrast, firms with limited financing alternatives are incapable of reducing the costs as much and instead choose to delay financing until funds are depleted, in order to incur the endogenously large costs less frequently.

In principle, the idea of time delay in accessing financing alternatives, which is the key driver of this bargaining-based mechanism, can be broadly interpreted. This paper, in a sense, considers two such interpretations: (i) access to alternative external financing – which is the main framework – and (ii) underinvestment including divestment – via the extension. Under the second interpretation, this theory based on financier bargaining power predicts that investment irreversibility disproportionately increases financing costs for unproductive firms.

Looking forward, this paper suggests further research on questions such as dynamic security design under bargaining frictions and aggregate implications of financier bargaining power on the firm sector in the macroeconomy.

References

Admati, Anat R, Peter M DeMarzo, Martin F Hellwig, and Paul Pfleiderer (2018)
“The Leverage Ratchet Effect,” *Journal of Finance*, 73 (1), 145–198.

³⁹Financing rent, given no early financing $\underline{h} = 0$, is increasing in productivity A because firms with better prospects have more surplus from financing and thus pay more rents – see the discussion at the end of Section 3.

- Albertus, James F, Brent Glover, and Oliver Levine (2025) “The Real and Financial Effects of Internal Liquidity: Evidence from the Tax Cuts and Jobs Act,” *Journal of Financial Economics*, 166 (104006), 104006.
- Allais, Maurice (1947) “Économie et Intérêt,” *Paris: Imprimerie Nationale*.
- Alvarez, Fernando and Francesco Lippi (2009) “Financial Innovation and the Transactions Demand for Cash,” *Econometrica*, 77 (2), 363–402.
- Bates, Thomas W, Kathleen M Kahle, and René M Stulz (2009) “Why Do U.S. Firms Hold so Much More Cash than They Used To?,” *Journal of Finance*, 64 (5), 1985–2021.
- Baumol, William J (1952) “The Transactions Demand for Cash: An Inventory Theoretic Approach,” *The Quarterly Journal of Economics*, 66 (4), 545–556.
- Baumol, William J and James Tobin (1989) “The Optimal Cash Balance Proposition: Maurice Allais’ Priority,” *Journal of Economic Literature*, 27 (3), 1160–1162.
- Begenau, Juliane and Berardino Palazzo (2021) “Firm Selection and Corporate Cash Holdings,” *Journal of Financial Economics*, 139 (3), 697–718.
- Bolton, Patrick, Hui Chen, and Neng Wang (2011) “A Unified Theory of Tobin’s q , Corporate Investment, Financing, and Risk Management,” *Journal of Finance*, 66 (5), 1545–1578.
- (2013) “Market Timing, Investment, And Risk Management,” *Journal of Financial Economics*, 109 (1), 40–62.
- Bolton, Patrick and David S Scharfstein (1996) “Optimal Debt Structure and the Number of Creditors,” *Journal of Political Economy*, 104 (1), 1–25.
- Brunnermeier, Markus K and Martin Oehmke (2013) “The Maturity Rat Race,” *Journal of Finance*, 68 (2), 483–521.
- Caggese, Andrea (2007) “Financing Constraints, Irreversibility, and Investment Dynamics,” *Journal of Monetary Economics*, 54 (7), 2102–2130.
- Che, Yeon-Koo and J Sákovics (2004) “A Dynamic Theory of Holdup,” *Econometrica*, 72 (4), 1063–1103.
- Cui, Wei (2022) “Macroeconomic Effects of Delayed Capital Liquidation,” *Journal of the European Economic Association*, 20 (4), 1683–1742.
- Décamps, Jean-Paul, Thomas Mariotti, Jean-Charles Rochet, and Stéphane Villeneuve (2011) “Free Cash Flow, Issuance Costs, and Stock Prices,” *Journal of Finance*, 66 (5), 1501–1544.

- DeMarzo, Peter M and Zhiguo He (2021) “Leverage Dynamics without Commitment,” *Journal of Finance*, 76 (3), 1195–1250.
- Donaldson, Jason Roderick, Naz Koont, Giorgia Piacentino, and Victoria Vanasco (2024) “A New Theory of Credit Lines (With Evidence),” *Working paper*.
- Froot, Kenneth A, David S Scharfstein, and Jeremy C Stein (1993) “Risk Management: Coordinating Corporate Investment and Financing Policies,” *Journal of Finance*, 48 (5), 1629–1658.
- Graham, John R (2022) “Presidential Address: Corporate Finance and Reality,” *Journal of Finance*, 77 (4), 1975–2049.
- Graham, John R and Mark T Leary (2018) “The Evolution of Corporate Cash,” *Review of Financial Studies*, 31 (11), 4288–4344.
- Hart, Oliver and John Moore (1990) “Property Rights and the Nature of the Firm,” *Journal of Political Economy*, 98 (6), 1119–1158.
- (1998) “Default and Renegotiation: A Dynamic Model of Debt,” *The Quarterly Journal of Economics*, 113 (1), 1–41.
- Hayashi, Fumio (1982) “Tobin’s Marginal q and Average q : A Neoclassical Interpretation,” *Econometrica*, 50 (1), 213–224.
- Hugonnier, Julien, Semyon Malamud, and Erwan Morellec (2014) “Capital Supply Uncertainty, Cash Holdings, and Investment,” *Review of Financial Studies*, 28 (2), 391–445.
- Kalai, Ehud (1977) “Proportional Solutions to Bargaining Situations: Interpersonal Utility Comparisons,” *Econometrica*, 45 (7), 1623.
- Kalai, Ehud and Meir Smorodinsky (1975) “Other Solutions to Nash’s Bargaining Problem,” *Econometrica*, 43 (3), 513.
- Kiyotaki, Nobuhiro and John Moore (1997) “Credit Cycles,” *Journal of Political Economy*, 105 (2), 211–248.
- Kiyotaki, Nobuhiro, John Moore, and Shengxing Zhang (2024) “Funding Horizons, Interest Rates, and Growth,” *Working paper*.
- Kurlat, Pablo (2013) “Lemons Markets and the Transmission of Aggregate Shocks,” *American Economic Review*, 103 (4), 1463–1489.
- Lagos, Ricardo and Shengxing Zhang (2022) “The Limits of *Onetary Economics*: On Money as a Constraint on Market Power,” *Econometrica*, 90 (3), 1177–1204.
- Lanteri, Andrea (2018) “The Market for Used Capital: Endogenous Irreversibility and

- Reallocation over the Business Cycle,” *American Economic Review*, 108 (9), 2383–2419.
- Lorenzoni, Guido (2008) “Inefficient Credit Booms,” *Review of Economic Studies*, 75 (3), 809–833.
- McClellan, Andrew (2024) “Dynamic Outside Options and Optimal Negotiation Strategies,” *American Economic Review*, 114 (10), 3284–3313.
- Mian, Atif and João A C Santos (2018) “Liquidity risk and maturity management over the credit cycle,” *Journal of Financial Economics*, 127 (2), 264–284.
- Myers, Stewart C (1977) “Determinants of Corporate Borrowing,” *Journal of Financial Economics*, 5 (2), 147–175.
- Nash, John F (1950) “The Bargaining Problem,” *Econometrica*, 18 (2), 155–162.
- Opler, Tim, Lee Pinkowitz, René Stulz, and Rohan Williamson (1999) “The Determinants and Implications of Corporate Cash Holdings,” *Journal of Financial Economics*, 52 (1), 3–46.
- Rampini, Adriano A and S Viswanathan (2010) “Collateral, Risk Management, and the Distribution of Debt Capacity,” *Journal of Finance*, 65 (6), 2293–2322.
- (2013) “Collateral and Capital Structure,” *Journal of Financial Economics*, 109 (2), 466–492.
- Rubinstein, Ariel (1982) “Perfect Equilibrium in a Bargaining Model,” *Econometrica*, 50 (1), 97.
- Rubinstein, Ariel and Asher Wolinsky (1985) “Equilibrium in a Market with Sequential Bargaining,” *Econometrica*, 53 (5), 1133.
- Tobin, James (1956) “The Interest-Elasticity of Transactions Demand For Cash,” *Review of Economics and Statistics*, 38 (3), 241–247.

Appendix A Omitted Proofs

A.1 Lemma 1 (Existence and uniqueness).

Proof. Let \mathcal{W} be the space of continuous nonnegative bounded functions on $\mathbf{H} \equiv [0, H]$ with an arbitrary $H \gg 0$, and complete it with L^∞ supremum metric. Keep cash flow as in Section 4.1, and also the assumptions on dividends and business failure upon funding depletion without prompt financing.⁴⁰ Define $T, T_o : \mathcal{W} \rightarrow \mathcal{W}$ as: for $W \in \mathcal{W}$,

1. $h \mapsto T_o W(h)$ is the value function of ‘excluded’ insiders lacking the ability to raise financing (so that the boundary condition is $T_o W(0) = 0$), who, upon ‘re-inclusion’ that occurs at the stopping time τ_γ given by a Poisson rate $\gamma \in [0, \infty)$, receive a terminal payoff of $W(h_{\tau_\gamma})$; and
2. $h \mapsto TW(h)$ is the value function of non-excluded insiders who can, at any $t \geq 0$, either (i) forgo financing, or (ii) raise financing through bargaining with financiers where insiders’ outside option from bargaining is given by $W(h_t)$:
 - if $W(h_t)$ is sufficiently high, ‘bargaining’ involves zero financing and zero rents since (iii) insiders *take* the outside option such that $TW(h_t) = W(h_t)$.

By the Theorem of the Maximum, the above transformations are well-defined as self-maps given the continuity restriction in \mathcal{W} .

An equilibrium value function V is a fixed point of the *concatenated* map $\widehat{T} \equiv T \circ T_o$, and vice versa; if V exists, then $V_o \equiv T_o V$. If \widehat{T} is a contraction on \mathcal{W} , by contraction mapping theorem there exists a unique fixed point $V \in \mathcal{W}$ such that $V = \widehat{T}V$.

The claim on \widehat{T} follows from Blackwell’s Lemma. First, obviously \widehat{T} is nondecreasing: $W' \geq W$ on \mathbf{H} implies $\widehat{T}W' \geq \widehat{T}W$ on \mathbf{H} . Second, let us show that there exists some $\zeta \in [0, 1)$ such that for any $W \in \mathcal{W}$ and $w \in \mathbb{R}_{++}$, $\widehat{T}(W + w) \leq \widehat{T}W + \zeta w$.

Recall that τ_γ occurs at a Poisson rate $\gamma \in [0, \infty)$. Then,

$$T_o(W + w) \leq T_o W + \zeta_\gamma^\rho w, \quad (\text{A.1})$$

where $\zeta_\gamma^\rho \equiv \mathbb{E}[e^{-\rho\tau_\gamma}] = \frac{\gamma}{\gamma + \rho} < 1$.⁴¹ As an aside, T_o is a contraction on \mathcal{W} , and its unique fixed point is invariant to $\gamma \in [0, \infty)$. Next, for any $w \in \mathbb{R}_{++}$,

$$T(W + w) \leq TW + w. \quad (\text{A.2})$$

⁴⁰Also enforce that whenever $h_t > H$, dividend payout of at least $h_t - H$ is mandatory.

⁴¹The Poisson structure is not essential; one can, for example, assume that re-inclusion deterministically occurs at $\tau_\gamma \equiv 1/\gamma > 0$, in which case $T_o W(h)$ is excluded insiders’ value at $t = 0$ with $h_0 = h$ given the otherwise identical environment. As long as re-inclusion takes some time with nonzero probability $\mathbb{P}(\tau_\gamma > 0) > 0$, the bonus dividend $w \in \mathbb{R}_{++}$ that is received only upon re-inclusion is, from $t = 0$, discounted in expectation (at least) by a factor of $\mathbb{E}[e^{-\rho\tau_\gamma}] < 1$.

This is because marginal benefit from uniform global improvement in reservation value function does not exceed unity. The upper bound is attained wherever on $h_t \in \mathbf{H}$ (iii) the outside option $W(h_t)$ is so good that insiders take it, $TW(h_t) = W(h_t)$. Otherwise, marginal benefit is $1 - \theta$ wherever on \mathbf{H} insiders optimally (ii) raise positive funds through bargaining, and zero wherever on \mathbf{H} insiders optimally (i) forgo financing.⁴²

T is not strictly a contraction, but it is not ‘expansive’: its contraction coefficient is unity. Therefore, \widehat{T} inherits the coefficient $\zeta_\gamma^\rho \in [0, 1)$ from T_o : for any $w \in \mathbb{R}_{++}$,

$$\widehat{T}(W + w) = T(T_o(W + w)) \leq T(T_oW + \zeta_\gamma^\rho w) \leq T(T_oW) + \zeta_\gamma^\rho w = \widehat{T}W + \zeta_\gamma^\rho w.$$

The first inequality is from Inequality (A.1) and monotonicity of T , and the second from Inequality (A.2). By Blackwell’s Lemma, \widehat{T} is a contraction on \mathcal{W} , as desired.⁴³⁴⁴ \square

A.2 Lemma 2 (Monotone financing strategy)

Proof. (Continued from Section 5.2) Rewrite Inequality (11) as:

$$\begin{aligned} G(h) &\equiv (1 - \theta)\gamma(V(h) - V_o(h)) - \theta\varphi(\bar{h} - h) \geq 0 \\ \implies G'(h) &= \theta\left(\varphi - (1 - \theta)\gamma(V'_o(h) - 1)\right), \end{aligned} \quad (\text{A.3})$$

since $V'(h) = \theta + (1 - \theta)V'_o(h)$ from Equation (4). Since $\underline{h} \equiv \sup B > 0$, insiders at $h_t = \underline{h}$ are indifferent between financing and instantaneous delay $G(\underline{h}) = 0$. Since delay is optimal above \underline{h} , $G'(\underline{h}) \leq 0$. If V_o is concave in h on $[0, \bar{h}]$, then Equation (A.3) implies that $G'(h) \leq 0$ for $h < \underline{h}$ so that $G(h) \geq 0$ for $h < \underline{h}$. Therefore, $[0, \underline{h}] \subset B$.

On the (strict) concavity of V_o , consider the associated dividend threshold $\bar{h}_o > 0$. The proof proceeds as (i) $\bar{h}_o > \bar{h}$, (ii) $V''_o < 0$ on $[\underline{h}, \bar{h}_o)$, and (iii) $V''_o < 0$ on $[0, \underline{h}]$.

(i) $\bar{h}_o > \bar{h}$. Suppose not. Smooth pasting and super contact at $h = \bar{h}_o$ yield

$$\begin{aligned} \rho V_o(\bar{h}_o) - r\bar{h}_o &= \mu + \lambda\left(\Pi + \bar{h}_o - V_o(\bar{h}_o)\right) + \gamma\left(V(\bar{h}_o) - V_o(\bar{h}_o)\right) \\ &\geq \mu + \lambda\left(\Pi + \bar{h}_o - V_o(\bar{h}_o)\right), \end{aligned}$$

because $\gamma \geq 0$ and $V(\bar{h}_o) > V_o(\bar{h}_o)$ from exclusion. Solve for $V_o(\bar{h}_o)$ to obtain

$$V_o(\bar{h}_o) \geq \frac{\mu + \lambda\Pi}{\rho + \lambda} + \left(\frac{r + \lambda}{\rho + \lambda}\right)\bar{h}_o.$$

⁴²These are pointwise effects of a rise in $W(h)$ on $TW(h)$. When W globally shifts up uniformly, marginal effect on any $TW(h)$ is a weighted average of 1, $1 - \theta$ and 0, and hence unity at most.

⁴³Supplemental Appendix SA.3 graphically illustrates the proof.

⁴⁴Using \widehat{T} for numerical algorithm is inefficient: for any $W \in \mathcal{W}$, T_oW and TW are themselves fixed points of the respective contractions specific to W . Algorithm in Supplemental Appendix SB.1 uses Poisson re-inclusion to jointly obtain (V, V_o) by a single standard HJB iteration.

Since \bar{h}_o is the dividend payout threshold under exclusion and $\bar{h} \geq \bar{h}_o$ by assumption,

$$\begin{aligned} V_o(\bar{h}) &= V_o(\bar{h}_o) + (\bar{h} - \bar{h}_o) \geq \frac{\mu + \lambda\Pi}{\rho + \lambda} + \left(\frac{r + \lambda}{\rho + \lambda}\right)\bar{h}_o + (\bar{h} - \bar{h}_o) \\ &= \frac{\mu + \lambda\Pi}{\rho + \lambda} + \bar{h} - \left(1 - \frac{r + \lambda}{\rho + \lambda}\right)\bar{h}_o \geq \frac{\mu + \lambda\Pi}{\rho + \lambda} + \left(\frac{r + \lambda}{\rho + \lambda}\right)\bar{h} = V(\bar{h}), \end{aligned}$$

where the last inequality is since $\frac{r+\lambda}{\rho+\lambda} < 1$ and $\bar{h} \geq \bar{h}_o$. This contradicts Proposition 1.

(ii) $V_o'' < 0$ on $[\underline{h}, \bar{h}_o)$. First, suppose $\sigma > 0$. Differentiate (9) at $h = \bar{h}_o$ while substituting $V_o'(\bar{h}_o) = 1$, $V_o''(\bar{h}_o) = 0$ to obtain a third (left) derivative as

$$V_o'''(\bar{h}_o) = \frac{2}{\sigma^2} \left(\varphi - \gamma(V'(\bar{h}_o) - 1) \right) = \frac{2}{\sigma^2} \varphi > 0,$$

because $\bar{h}_o > \bar{h}$ and so $V'(\bar{h}_o) = 1$. Therefore, there exists some neighborhood below \bar{h}_o on which $V_o'' < 0$. Suppose by way of contradiction that there exists $\hat{h} \in [\underline{h}, \bar{h}_o)$ such that $V_o'' < 0$ on (\hat{h}, \bar{h}_o) but $V_o''(\hat{h}) = 0$. Then, $V_o'''(\hat{h}) \leq 0$. Differentiating the HJB at $h = \hat{h}$ gives a third (left) derivative as

$$0 \geq V_o'''(\hat{h}) = \frac{2}{\sigma^2} \left(\varphi V_o'(\hat{h}) + \lambda(V_o'(\hat{h}) - 1) + \gamma(V_o'(\hat{h}) - V'(\hat{h})) \right).$$

Since $V_o'(\hat{h}) > 1$ from $V_o'(\bar{h}_o) = 1$ and $V_o'' < 0$ on (\hat{h}, \bar{h}_o) , the above implies that $\gamma > 0$ (that is, contradiction is reached if $\gamma = 0$) and $V_o'(\hat{h}) - V'(\hat{h}) < 0$. Then $\hat{h} < \bar{h}$, because $h \geq \bar{h}$ implies $V'(h) = 1$. Since $V_o'(\bar{h}) - V'(\bar{h}) > 0$ due to $\bar{h} \in (\hat{h}, \bar{h}_o)$, intermediate value theorem implies that there exists $\tilde{h} \in (\hat{h}, \bar{h})$ such that $V_o'(\tilde{h}) - V'(\tilde{h}) = 0$. But

$$\begin{aligned} V_o''(\tilde{h}) - V''(\tilde{h}) &= \frac{2}{\sigma^2} \left(\left((\rho + \lambda + \gamma)V_o(\tilde{h}) - r\tilde{h}V'(\tilde{h}) - \lambda(\Pi + \tilde{h}) - \mu V'(\tilde{h}) - \gamma V(\tilde{h}) \right) \right. \\ &\quad \left. - \left((\rho + \lambda)V(\tilde{h}) - r\tilde{h}V'(\tilde{h}) - \lambda(\Pi + \tilde{h}) - \mu V'(\tilde{h}) \right) \right) \\ &= \frac{2}{\sigma^2} (\rho + \lambda + \gamma) \left(V_o(\tilde{h}) - V(\tilde{h}) \right) < 0; \end{aligned}$$

that is, the graph of $V_o' - V'$ on $[\hat{h}, \bar{h}]$ can never cross zero from below, which contradicts $V_o'(\hat{h}) - V'(\hat{h}) < 0 < V_o'(\bar{h}) - V'(\bar{h})$ and $\hat{h} < \bar{h}$.

Next, let $\sigma = 0$. By Assumption 1, $\mu < 0$, $\lambda > 0$ and $\Pi > -\frac{\mu}{\lambda} > 0$. Since this is essentially the startup example from Section 4.1, relabel $\kappa \equiv -\mu > 0$. Differentiating (9) at $h = \bar{h}_o$ gives a second (left) derivative as

$$V_o''(\bar{h}_o) = -\frac{\varphi}{\kappa - r\bar{h}_o},$$

because of smooth pasting $V_o'(\bar{h}_o) = 1$ and $\bar{h}_o > \bar{h}$ giving $V'(\bar{h}_o) = 1$. Since the last part

of Assumption 1 ensures that $\kappa > r\bar{h}_o$, it follows that $V_o''(\bar{h}_o) < 0$ (as a left derivative). Again suppose that there exists $\hat{h} \in [\underline{h}, \bar{h}_o)$ such that $V_o'' < 0$ on $(\hat{h}, \bar{h}_o]$ and $V_o''(\hat{h}) = 0$. Differentiating (9) at \hat{h} gives

$$\varphi V_o'(\hat{h}) + \lambda(V_o'(\hat{h}) - 1) + \gamma(V_o'(\hat{h}) - V'(\hat{h})) = 0.$$

Since $V_o'(\hat{h}) > 1$, this again implies that $\gamma > 0$ and $V_o'(\hat{h}) - V'(\hat{h}) < 0$. The same reasoning as with $\sigma > 0$ implies $\hat{h} < \bar{h}$. Since $V_o'(\bar{h}) - V'(\bar{h}) > 0$, intermediate value theorem again implies that there exists $\tilde{h} \in (\hat{h}, \bar{h})$ such that $V_o'(\tilde{h}) = V'(\tilde{h})$. Then,

$$\begin{aligned} \rho V_o(\tilde{h}) - r\tilde{h}V'(\tilde{h}) &= \lambda(\Pi + \tilde{h} - V_o(\tilde{h})) - \kappa V'(\tilde{h}) + \gamma(V(\tilde{h}) - V_o(\tilde{h})), \\ \rho V(\tilde{h}) - r\tilde{h}V'(\tilde{h}) &= \lambda(\Pi + \tilde{h} - V(\tilde{h})) - \kappa V'(\tilde{h}), \end{aligned}$$

and therefore, $V_o(\tilde{h}) = V(\tilde{h})$, contradicting exclusion $\gamma < \infty$.

(iii) $V_o'' < 0$ on $[0, \underline{h}]$. First, suppose $\sigma > 0$. Because $V_o''(\underline{h}) < 0$, there exists a neighborhood below \underline{h} on which $V_o'' < 0$. The aforementioned observation on G' implies that if $V_o'' < 0$ on a neighborhood below \underline{h} , then its closure is a subset of B . Substituting (4) that holds on B , the HJB equation for V_o on this interval is

$$\rho V_o(h) - rhV_o'(h) = \mathcal{H}(V_o)(h) + \theta\gamma(V(\bar{h}) - (\bar{h} - h) - V_o(h)),$$

where \mathcal{H} is defined in (7). Suppose by way of contradiction that there is $\tilde{h} \in [0, \underline{h})$ such that $V_o'' < 0$ on $(\tilde{h}, \underline{h})$ but $V_o''(\tilde{h}) = 0$. Note that $V_o'(\tilde{h}) > 1$, because $V_o'(\bar{h}_o) = 1$ and $V_o'' < 0$ on (\tilde{h}, \bar{h}_o) . Differentiating the above HJB at \tilde{h} gives a third derivative as

$$V_o'''(\tilde{h}) = \frac{2}{\sigma^2} \left((\varphi + \lambda + \theta\gamma)V_o'(\tilde{h}) - (\lambda + \theta\gamma) \right) > \frac{2}{\sigma^2}\varphi > 0,$$

which contradicts $V_o''(\tilde{h}) = 0$ and $V_o'' < 0$ on $(\tilde{h}, \underline{h}]$.

Next, let $\sigma = 0$ and relabel $\kappa \equiv -\mu > 0$. Since $V_o''(\underline{h}) < 0$, there is a neighborhood below \underline{h} which is a subset of B and on which $V_o'' < 0$. Differentiating the HJB gives

$$\varphi V_o'(h) + (\lambda + \theta\gamma)(V_o'(h) - 1) + (k - rh)V_o''(h) = 0.$$

Suppose by way of contradiction that there exists $\hat{h} < \bar{h}$ such that $V_o'' < 0$ on $(\hat{h}, \bar{h}]$ but $V_o''(\hat{h}) = 0$. Then, $[\hat{h}, \bar{h}] \subset B$ by the property of G' ; so the above holds at $h = \hat{h}$. But it contradicts $V_o'(\hat{h}) > 1$, which follows from $V_o'(\bar{h}_o) = 1$ and $V_o'' < 0$ on $(\hat{h}, \bar{h}_o]$.

Auxiliary claim: $V'' < 0$ on $[0, \bar{h}]$. First consider $[\underline{h}, \bar{h}]$. If $\sigma > 0$, strict concavity holds by the same reasoning (ii) above but with $\gamma = 0$ so that a third (left) derivative at

\hat{h} gives contradiction. Suppose $\sigma = 0$ and adopt the startup relabeling. Differentiating the HJB (7) gives a second (left for $h = \bar{h}$, right for $h = \underline{h}$) derivative on $[\underline{h}, \bar{h}]$ as

$$V''(h) = -\frac{\varphi V'(h) + \lambda(V'(h) - 1)}{\kappa - rh}.$$

By Assumption 1, $r\bar{h} < \kappa$. By smooth pasting $V'(\bar{h}) = 1$, $V''(\bar{h}) < 0$. For any $\hat{h} \in [\underline{h}, \bar{h}]$ such that $V'' < 0$ on $(\hat{h}, \bar{h}]$, $V'(\hat{h}) > 1$ and so $V''(\hat{h}) < 0$. As such, $V'' < 0$ on $[\underline{h}, \bar{h}]$.

Strict concavity of V on $[0, \underline{h}]$ is immediate because $V'' = (1 - \theta)V''_o < 0$ on it. \square

A.3 Corollary 1 (Monotonicity of early financing)

Proof. Evaluate Inequality (11) at $h = 0$ and reverse it: $B = \{0\}$ if and only if

$$(1 - \theta)\gamma V(0) = (1 - \theta)\gamma\theta(V(\bar{h}) - \bar{h}) \leq \theta\varphi\bar{h} \implies (1 - \theta)\gamma \leq \frac{\varphi\bar{h}}{V(\bar{h}) - \bar{h}}.$$

The claim then follows because the right-hand side is positive and nonincreasing in γ , as implied by the reasoning for Part 1 in the proof of Proposition 3.⁴⁵ \square

A.4 Proposition 3 (Comparative statics in θ and γ)

Proof. Constancy of (\underline{h}, \bar{h}) in $\gamma \in [0, \underline{\gamma}]$ is because $\gamma \leq \underline{\gamma}$ implies $V_o(\underline{h}) = V_o(0) = 0$.

Part 1. Take $\gamma_2 > \gamma_1 \geq \underline{\gamma}$ and consider the equilibrium with $\gamma = \gamma_2$. When insiders bargain with financiers, they choose \bar{h}_2 to maximize $V(\bar{h}_2; \gamma_2) - \bar{h}_2$. Suppose that they agree, as a one-shot deviation, to choose \bar{h}_1 instead and then mimic the optimal financing strategy under $\gamma = \gamma_1$ (i.e., refinance at \underline{h}_1 , pay out above \bar{h}_1) until next financing. Denote the payoff function associated with this strategy as \tilde{V} . Note that $\tilde{V}(\bar{h}_1; \gamma_2) > V(\bar{h}_1; \gamma_1)$, as the reservation value at $h_t = \underline{h}_1 > 0$ is strictly higher with $\gamma = \gamma_2 > \gamma_1$. Since \bar{h}_2 without the one-shot deviation is optimal, $V(\bar{h}_2; \gamma_2) - \bar{h}_2 \geq \tilde{V}(\bar{h}_1; \gamma_2) - \bar{h}_1 > V(\bar{h}_1; \gamma_1) - \bar{h}_1$. Finally, since

$$V(\bar{h}; \gamma) - \bar{h} = \frac{1}{\rho + \lambda} (\mu + \lambda\Pi - \varphi\bar{h}), \quad (\text{A.4})$$

from evaluating Equation (8) given smooth pasting $V'(\bar{h}) = 1$ and super contact $\sigma > 0 \implies V''(\bar{h}) = 0$, we have $\bar{h}_2 < \bar{h}_1$. Strict monotonicity in θ is established similarly.

Part 2. Strict monotonicity of $\underline{h} = \bar{h} - \Delta h > 0$ in θ is immediate from decreasing \bar{h} in Part 1 and nondecreasing Δh in Part 3. The claim on existence of $\underline{\theta}$ is from Parts 3 and 4 since $\Delta h > 0$ is nondecreasing in θ when $\underline{h} > 0$ but $\Delta h \rightarrow 0$ when $\theta \rightarrow 1$.

⁴⁵Only *strict* monotonicity in the reasoning for Part 1 of Proposition 3 relies on Corollary 1.

Part 3. Strict monotonicity of Δh in θ when $\underline{h} = 0$ follows from that of \bar{h} in θ in Part 1. Now, suppose that $\underline{h} > 0$. Rearranging (12) which equals $V(\bar{h}) - V(\underline{h}) - \Delta h$ gives

$$1 + \frac{\varphi}{\gamma} = \frac{V(\bar{h}) - V(\underline{h})}{\Delta h} = \frac{1}{\Delta h} \int_{\bar{h}-\Delta h}^{\bar{h}} V'(h) dh. \quad (\text{A.5})$$

That is, early financing specifies the *average* of the first derivative of V over $[\bar{h} - \Delta h, \bar{h}]$. Recall that dividend optimality stipulates that $V'(\bar{h}) = 1$ and $\frac{1}{2}\sigma^2 V''(\bar{h}) = 0$. Therefore, given $\bar{h} > 0$, one can equivalently think of V as satisfying the HJB equation globally below \bar{h} and Δh as simply choosing when the first derivative on the interval meets the desired average $1 + \frac{\varphi}{\gamma}$. By strict concavity of V below \bar{h} (see the end of Appendix A.2), $V'(h) > 1$ if and only if $h < \bar{h}$.

Since the first derivative is concerned, $V(\bar{h})$ is irrelevant. Differentiate the HJB:

$$\begin{aligned} \sigma > 0 &\implies V'''(h) = \frac{2}{\sigma^2} \left[-(\mu + rh)V''(h) + (\varphi + \lambda)V'(h) - \lambda \right], \\ \sigma = 0 &\implies V''(h) = -\frac{1}{\kappa - rh} \left[(\varphi + \lambda)V'(h) - \lambda \right]. \end{aligned}$$

If $r = 0$, the above equation that determines the evolution of V' below \bar{h} is independent of (θ, γ) . Since the desired average is $1 + \frac{\varphi}{\gamma}$, the claims when $r = 0$ are established.

Suppose $r > 0$. First, let $\sigma > 0$. Given an arbitrary $\widetilde{\Delta h} > 0$, a higher \bar{h} means that for any $\delta h \in (0, \widetilde{\Delta h}]$, $V'''(\bar{h} - \delta h)$ is pointwise higher (recall that V'' is negative below \bar{h}). Therefore, $V''(\bar{h} - \delta h) = -\int_{\bar{h}-\delta h}^{\bar{h}} V'''(h) dh$ is pointwise lower. Next, let $\sigma = 0$. Because $V'(h) > 1$ for $h < \bar{h}$ and $\kappa > r\bar{h}$ by Assumption 1, a higher \bar{h} means that, again because $V'(h) > 1$ for $h < \bar{h}$, $V''(\bar{h} - \delta h)$ is pointwise lower. In either case, then,

$$V'(\bar{h} - \delta h) = 1 - \int_{\bar{h}-\delta h}^{\bar{h}} V''(h) dh$$

is pointwise higher, and so a higher \bar{h} , ceteris paribus, reduces Δh in equilibrium. The claim then follows from Part 1.

Part 4. Since $\bar{h} \geq 0$ decreases in θ , it converges as $\theta \rightarrow 1^-$ by monotone convergence theorem. Suppose by way of contradiction that $\bar{h} \rightarrow \widetilde{h} > 0$ as $\theta \rightarrow 1^-$. Inequality (13) implies that there exists⁴⁶ some $\underline{\theta} \in (0, 1)$ such that $\underline{h} = 0$ for any $\theta \in [\underline{\theta}, 1)$, because $\bar{h} \geq \widetilde{h} > 0$ and $V(\bar{h}) - \bar{h}$ is bounded above by the frictionless net present value.

Consider $\theta > \underline{\theta}$. Since $\underline{h} = 0$, Proposition 2 implies that the size of dilution is $(1 - \theta)(V(\bar{h}) - \bar{h})$, which vanishes as $\theta \rightarrow 1^-$ because $V(\bar{h}) - \bar{h}$ is bounded above. At the same time, the buffer interval $[\underline{h}, \bar{h}]$ converges, in a two-dimensional sense, to $[0, \widetilde{h}]$ with a strictly positive length. For any $\theta \in [\underline{\theta}, 1)$, insiders incur a carry cost in

⁴⁶This holds in itself by Part 2. But Part 2 relies on Part 4. So I reason independently here.

equilibrium that does not vanish with $\theta \rightarrow 1^-$ exactly because $\tilde{h} > 0$. But dilution from financing vanishes. As such, given a sufficiently high $\theta \in [\bar{\theta}, 1)$, it must be strictly profitable to lower the funding target $\bar{h} < \tilde{h}$ and reduce the non-vanishing carry cost while raising the frequency of the vanishingly small dilution, a contradiction.

Next, Inequality (13) implies that \underline{h} is positive for γ sufficiently high, since net value $V(\bar{h}) - \bar{h}$ is increasing in γ and \bar{h} is decreasing. From the proof for Part 3 above, $\Delta h \rightarrow 0$ as $\gamma \rightarrow \infty$. Therefore, it suffices to show that $\underline{h} = \bar{h} - \Delta h \rightarrow 0$ as well. Suppose by way of contradiction that $\underline{h} \rightarrow \tilde{h} > 0$.⁴⁷ For any fixed small $\varepsilon \in (0, \tilde{h})$, $V - V_o \rightarrow 0$ uniformly on $[\varepsilon, \tilde{h}]$ as $\gamma \rightarrow \infty$, and so does $V' - V'_o \rightarrow 0$. Nash bargaining (4) then implies that $V'_o(h) \rightarrow 1$ uniformly on $[\varepsilon, \tilde{h}]$. Therefore, across $h \in [\varepsilon, \tilde{h}]$, marginal reduction in financing rent $(1 - \theta)(V'_o(h) - 1)$ from a higher h vanishes. Hence, the marginal benefit of $\underline{h} \rightarrow \tilde{h}$, taken as a single-dimensional Markov strategy, vanishes. But its marginal cost is constant at $\frac{\varphi}{\rho + \lambda} > 0$ because $\varphi \tilde{h} dt$ is a constant carry cost. Therefore, it is strictly profitable, asymptotically, to set $\underline{h} = \varepsilon < \tilde{h}$, a contradiction. \square

A.5 Lemma 3 (Funds-driven underinvestment)

Proof. I use a slightly different notation just for this proof. Let \mathbf{B} (not B) the set of internal fund levels $h \leq \bar{h}$ where financing is optimal, and let $\underline{h} = \sup \mathbf{B}$. Similar to the proof of Lemma 2, the argument proceeds as (i) $\bar{h}_o > \bar{h}$, (ii) $V''_o(h)$, $V''(h) < 0$ on $[0, \bar{h}] \setminus \mathbf{B}$, and (iii) $V''_o(h)$, $V''(h) < 0$ on \mathbf{B} . Unlike it, investment choice makes it elusive to prove that \mathbf{B} , which contains zero, is an interval from zero. As such, I bypass characterizing \mathbf{B} , except that $\underline{h} < \bar{h}$ for which Proposition 1 holds, in proving the strict concavity of V .⁴⁸ Therefore, Parts (ii) and (iii) are iteratively proven.

(i) $\bar{h}_o > \bar{h}$. Suppose not. First, rearrange the main HJB as

$$\begin{aligned} & \left(\rho + \delta + \frac{1}{\psi} \right) V - \left(A + \frac{1}{2\psi} + \left(r + \delta + \frac{1}{\psi} \right) h \right) V' - \frac{1}{2\psi} \left(\frac{V^2}{V'} - 2hV - h^2V' \right) \\ & - \frac{1}{2}\sigma^2 V'' \equiv \tilde{\rho}V - \left(\tilde{\mu} + \tilde{r}h \right) V' - \frac{1}{2\psi} \left(\frac{V^2}{V'} - 2hV - h^2V' \right) - \frac{1}{2}\sigma^2 V'' = 0. \end{aligned}$$

Rearrange for $\bar{V} \equiv V(\bar{h})$ and $\bar{V}_o \equiv V_o(\bar{h}_o)$ using smooth pasting and super contact:

$$\Omega(\bar{V}|\bar{h}) = 0, \quad \Omega(\bar{V}_o|\bar{h}_o) + \gamma(V(\bar{h}_o) - \bar{V}_o) = 0,$$

where $\Omega(v|h) \equiv \frac{1}{2\psi}v^2 - \left(\tilde{\rho} + \frac{h}{\psi} \right)v + \left(\tilde{\mu} + \tilde{r}h - \frac{h^2}{2\psi} \right)$. Then, $\Omega_v(\bar{V}|\bar{h}) < 0$, because,

⁴⁷By Bolzano-Weierstrass theorem, such an increasing sequence $\{\gamma_n\}_{n \in \mathbb{N}}$ ($\gamma_n \rightarrow \infty$) exists.

⁴⁸This is why Inequality (17) in Proposition 5 might potentially not be a necessary condition for early financing – although numerical algorithm in Supplemental Appendix SB.1, which does not rely on \mathbf{B} being an interval, seems to always generate an interval for it.

letting V^* first-best value, both roots solving $\Omega(v^*|0) = 0$ are strictly between $v^- - \bar{h}$ and $v^+ - \bar{h}$, where v^\pm are the two roots of $\Omega(v|\bar{h}) = 0$, even as $\bar{V} - \bar{h} < V^*$; i.e., $\bar{V} = v^-$.⁴⁹ Since $V_o(\bar{h}) = \bar{V}_o + (\bar{h} - \bar{h}_o) < \bar{V}$ by $\bar{h} \geq \bar{h}_o$, it holds that $0 < \Omega(\bar{V}_o + (\bar{h} - \bar{h}_o)|\bar{h})$, i.e.,

$$\begin{aligned} 0 &< \frac{1}{2\psi} \bar{V}_o^2 - \left(\tilde{\rho} + \frac{\bar{h}_o}{\psi} \right) \bar{V}_o + (\tilde{\mu} + \tilde{r}\bar{h}_o) - \varphi(\bar{h} - \bar{h}_o) + \frac{\bar{h}_o^2}{2\psi} - \frac{\bar{h}^2}{\psi} \\ &\leq \frac{1}{2\psi} \bar{V}_o^2 - \left(\tilde{\rho} + \frac{\bar{h}_o}{\psi} \right) \bar{V}_o + \left(\tilde{\mu} + \tilde{r}\bar{h}_o - \frac{\bar{h}_o^2}{2\psi} \right) = -\gamma(V(\bar{h}_o) - \bar{V}_o), \end{aligned}$$

where the second inequality is from $\bar{h} \geq \bar{h}_o$. This contradicts exclusion $V(\bar{h}_o) > \bar{V}_o$.

Parts (ii) and (iii) need some notations. Let $\tilde{\mathbf{B}}$ be \mathbf{B} without its isolated points. Let \mathcal{B} a collection of disjoint closed intervals with nonempty interiors whose union gives $\tilde{\mathbf{B}}$. Let \mathcal{C} a collection of disjoint intervals with nonempty interiors whose union gives the closure of $[0, \bar{h}] \setminus \tilde{\mathbf{B}}$ but excluding \bar{h} . Index each interval by its supremum:

$$\begin{aligned} \mathcal{B} &=: \{B_{h_j} \mid j \in \mathcal{J}_B\}, \quad \mathcal{C} =: \{C_{h_j} \mid j \in \mathcal{J}_C\}, \quad \text{where} \\ \{h_j \mid j \in \mathcal{J}_B\} &\equiv \{\sup B \mid B \in \mathcal{B}\} \text{ and } \{h_j \mid j \in \mathcal{J}_C\} \equiv \{\sup C \mid C \in \mathcal{C}\}. \end{aligned}$$

Given the requirements of nonempty interiors, both \mathcal{J}_B and \mathcal{J}_C are at most countable.

(ii) V_o'' , $V'' < 0$ on C_{h_j} for all $j \in \mathcal{J}_C$. First, consider $C_{\bar{h}} = [\underline{h}, \bar{h})$. I address V_o first. Differentiate the HJB for V_o at $h = \bar{h}_o > \bar{h}$ for a third (right) derivative:

$$\bar{V}_o''' = \frac{2}{\sigma^2} \left(\varphi + \frac{2}{\psi} \bar{h}_o \right) > 0,$$

where $\bar{h}_o > \bar{h}$ gives $V'(\bar{h}_o) = \bar{V}_o'$. Thus, $V_o'' < 0$ on a neighborhood below \bar{h}_o . Suppose BYOC that there exists $\hat{h} \in [\underline{h}, \bar{h}_o)$ such that $V_o'' < 0$ on (\hat{h}, \bar{h}_o) but $V_o''(\hat{h}) = 0$. Then,

$$0 \geq V_o'''(\hat{h}) = \frac{2}{\sigma^2} \left(\varphi V_o'(\hat{h}) + \frac{2}{\psi} \hat{h} V_o'(\hat{h}) - \gamma(V'(\hat{h}) - V_o'(\hat{h})) \right).$$

Therefore, $\gamma > 0$ and $V'(\hat{h}) - V_o'(\hat{h}) > 0$. Since $V'(\bar{h}) - V_o'(\bar{h}) < 0$ from $\bar{h}_o > \bar{h}$, intermediate value theorem implies that there is $\tilde{h} \in (\hat{h}, \bar{h})$ such that $V'(\tilde{h}) - V_o'(\tilde{h}) = 0$.

$$\begin{aligned} V''(\tilde{h}) - V_o''(\tilde{h}) &= \frac{2}{\sigma^2} \left(\left(\tilde{\rho} + \gamma + \frac{\tilde{h}}{\psi} \right) (V(\tilde{h}) - V_o(\tilde{h})) - \frac{1}{2\psi} \frac{V(\tilde{h})^2 - V_o(\tilde{h})^2}{V'(\tilde{h})} \right) \\ &= \frac{2}{\sigma^2} \left(\tilde{\rho} + \gamma - \underbrace{\frac{1}{\psi} \left(\frac{V(\tilde{h}) + V_o(\tilde{h})}{2V'(\tilde{h})} - \tilde{h} \right)}_{\equiv (a)} \right) \underbrace{(V(\tilde{h}) - V_o(\tilde{h}))}_{>0}. \end{aligned}$$

⁴⁹To have a well-defined value of V^* , assume that $A \leq (\rho + \delta) \left(\frac{(\rho + \delta)\psi}{2} + 1 \right)$.

Note that $(a) < \psi\tilde{\rho}$. This is established by the following reasoning. First,

$$\frac{V(\tilde{h}) + V_o(\tilde{h})}{2V'(\tilde{h})} - \tilde{h} < \frac{V(\tilde{h})}{V'(\tilde{h})} - \tilde{h} < \bar{V} - \bar{h},$$

because $V'' < 0$ on $[\underline{h}, \bar{h}]$ – which holds by the identical reasoning (up to imposing a nonpositive third derivative of V at $h = V''^{(-1)}(0)$) but with $\gamma = 0$ – and so

$$\frac{\partial}{\partial h} \left(\frac{V(h)}{V'(h)} - h \right) = 1 - \frac{V(h)}{V'(h)^2} V''(h) - 1 > 0.$$

Next, $\bar{V} - \bar{h} < \psi\tilde{\rho}$, since \bar{V} is, as shown when proving (i), the lower root of $\Phi(v|\bar{h}) = 0$:

$$\bar{V} = \bar{h} + \psi \left(\tilde{\rho} - \sqrt{\left(\tilde{\rho} + \frac{\bar{h}}{\psi} \right)^2 - 2\frac{\tilde{\mu} + \tilde{r}\bar{h}}{\psi} + \frac{\bar{h}^2}{\psi^2}} \right) < \bar{h} + \psi\tilde{\rho}.$$

Thus, $(a) < \psi\tilde{\rho}$. And therefore, $V''(\tilde{h}) - V_o''(\tilde{h}) > 0$, contradicting $\bar{h} > \hat{h}$ and $V'(\hat{h}) - V_o'(\hat{h}) > 0 > V'(\bar{h}) - V_o'(\bar{h})$.

As for V on $C_{\bar{h}}$, the same reasoning as above but with $\gamma = 0$ gives contradiction more directly since $0 < V'''(\hat{h})$. Next, for other C_{h_j} s with $h_j < \bar{h}$, assume that $V_o'' < 0$ on $[h_j, \bar{h}_o]$ and $V'' < 0$ on $[h_j, \bar{h}]$ and proceed with the above reasoning starting at the contradiction-inducing assumption of the existence of $\hat{h} \in C_{h_j}$ where the second derivative becomes zero for the first time (with h going down). Regarding applying intermediate value theorem to the existence of \tilde{h} , which is relevant for V_o , use the fact that such \tilde{h} can only exist on one of the C_{h_j} s; on any $B_h \in \mathcal{B}$, $V' = \theta + (1 - \theta)V'_o < V'_o$ since $V'_o > 1$ by the assumed strict concavity of V_o on $[h_j, \bar{h}^o]$ and $\bar{V}'_o = 1$. Jointly with Part (iii), the initial assumption of strict concavity above h_j will hold.

(iii) V_o'' , $V'' < 0$ on B_{h_j} for all $j \in \mathcal{J}_B$. Start by assuming that $V_o'' < 0$ on $[h_j, \bar{h}_o]$, which will be iteratively validated jointly with Part (ii). Suppose by way of contradiction that there exists $\hat{h} \in B_{h_j} \setminus \{h_j\}$ such that $V_o'' < 0$ on (\hat{h}, h_j) but $V_o''(\hat{h}) = 0$. Since $B_{h_j} \subset \mathbf{B}$, substitute the identity $V = \theta(\bar{V} - (\bar{h} - h)) + (1 - \theta)V_o$ on B_{h_j} and differentiate the HJB for V_o to obtain the third derivative at $h = \hat{h}$ as

$$V_o'''(\hat{h}) = \frac{2}{\sigma^2} \left(\left(\varphi + 2\frac{\hat{h}}{\psi} \right) V_o'(\hat{h}) + \theta\gamma(V_o'(\hat{h}) - 1) \right) > 0,$$

since $V_o'(\hat{h}) > 1$ from $V_o'' < 0$ on (\hat{h}, \bar{h}_o) and $\bar{V}'_o = 1$. This contradicts $V_o''(\hat{h}) = 0$ and $V_o'' < 0$ on a neighborhood above \hat{h} . Hence, $V_o'' < 0$ and $V'' = (1 - \theta)V_o'' < 0$ on B_{h_j} .

Iteratively from above, Parts (ii) and (iii) prove that $V'' < 0$ on $[0, \bar{h}]$. \square

A.6 Proposition 5 (Underinvestment and dilution)

Proof. Financing is preferred to an instantaneous delay at (s, h) ($h > 0$) if and only if

$$\rho V(s, h) - rhV_h(s, h) \geq \mathcal{H}(V)(s, h) + \mathcal{K}(V)(s, h) + \mathcal{S}(V)(s, h), \quad (\text{A.6})$$

$$\text{where } \mathcal{H}(V) \equiv \left(A + \frac{1}{2\psi}\right) V_h + \frac{1}{2}\sigma^2 \cdot V_{hh} - \left(\delta + \frac{1}{2\psi}\right) (V - hV_h),$$

$$\mathcal{K}(V) \equiv \frac{1}{2}i(V - hV_h) \quad \text{given optimal } i \text{ from Equation (15),}$$

and \mathcal{S} is given in (14). The right-hand side obtains by substituting (15). When financing is optimal, the bargaining identity (4) applies, that is,

$$V(s, h) = \theta(V(s, \bar{h}(s)) - \bar{h}(s) + h) + (1 - \theta)V^o(s, h). \quad (\text{A.7})$$

Last, V^o satisfies $\rho V^o - rhV_h^o = \mathcal{H}(V^o) + \mathcal{K}(V^o) + \mathcal{S}(V^o) + \gamma(V - V^o)$.

Since $V_h(s, \bar{h}(s)) = 1$ and $V_{hh}(s, \bar{h}(s)) = 0$ by smooth pasting and super contact,

$$V_h(s, h) = \theta + (1 - \theta)V_h^o(s, h), \quad V_{hh}(s, h) = (1 - \theta)V_{hh}^o(s, h),$$

$$V(s, h) - hV_h(s, h) = \theta(V(s, \bar{h}(s)) - \bar{h}(s)) + (1 - \theta)(V^o(s, h) - hV_h^o(s, h)).$$

Consequently, $\mathcal{H}(V)(s, h) = \theta\mathcal{H}(V)(s, \bar{h}(s)) + (1 - \theta)\mathcal{H}(V^o)(s, h)$.

$\bar{h}'(s)$ is defined by implicit function theorem on $V_{hh}(s, \bar{h}(s)) = 0$ since $V_{hhh} > 0$ at $(s, \bar{h}(s))$. Totally differentiating $V_h(s, \bar{h}(s)) = 1$ in s gives $V_{sh}(s, \bar{h}(s)) = 0$. Then,

$$\frac{d}{ds} (V(s, \bar{h}(s)) - \bar{h}(s)) = V_s(s, \bar{h}(s)) + V_h(s, \bar{h}(s))\bar{h}'(s) - \bar{h}'(s) = V_s(s, \bar{h}(s)),$$

$$\frac{d^2}{ds^2} (V(s, \bar{h}(s)) - \bar{h}(s)) = V_{ss}(s, \bar{h}(s)) + V_{sh}(s, \bar{h}(s))\bar{h}'(s) = V_{ss}(s, \bar{h}(s)).$$

As such, $\mathcal{S}(V)(s, h) = \theta\mathcal{S}(V)(s, \bar{h}(s)) + (1 - \theta)\mathcal{S}(V^o)(s, h)$.

\mathcal{H} and \mathcal{S} are thus canceled (see Section 5.2), so that Inequality (A.6) becomes

$$(1 - \theta)\gamma(V(s, h) - V^o(s, h)) \geq \theta\varphi(\bar{h}(s) - h)$$

$$+ \mathcal{K}(V)(s, h) - \theta\mathcal{K}(V)(s, \bar{h}(s)) - (1 - \theta)\mathcal{K}(V^o)(s, h). \quad (\text{A.8})$$

Equation (A.7) implies that if bargaining is optimal at h , then $V - hV_h = \theta(\bar{V} - \bar{h}) + (1 - \theta)(V^o - hV_h^o)$; substitute it into $\mathcal{K}(V)(s, h)$ in (A.8). Evaluate at $h = 0$ to obtain (17). Given $h = \underline{h}(s)$ where (A.8) holds with equality, substitute $(1 - \theta)(\underline{V} - \underline{V}^o) = \theta((1 - \underline{x})\bar{V} - \Delta h)$ (see discussion of Proposition 2 in Section 5.3) to obtain (18). Add and subtract $\frac{\theta}{2}(\bar{v} - \underline{v})(\underline{V} - \underline{h})$ on the right-hand side of (A.8) at $h = \underline{h}(s)$, substitute $(\bar{V} - \bar{h}) - (\underline{V} - \underline{h}) = (1 - \underline{x})\bar{V} - \Delta h$, and solve for $(1 - \underline{x})\bar{V} - \Delta h$ to obtain (16). \square

Supplemental Appendix A Other Discussions

SA.1 Comparison with existing models

Comparison		Models for financial slack		
		Fixed costs	Search frictions	This paper
I. Mechanism				
Zero financial slack		Not first-best	Not feasible	First-best/feasible
Lumpy financing	Arises?	Yes	Yes	Yes
	Rationale	Optimality	Feasibility	Optimality
Early financing	Arises?	Not in itself	Yes	Yes
	Rationale	‘Market timing’	Feasibility	Optimality
II. Implications				
Future prospect \uparrow		No change	Slack \uparrow	Slack \uparrow
Observed financing costs		As assumed	\propto value	If financing is early, \propto funds raised; if not, \propto value
Access to financing \uparrow		Slack \downarrow	Slack \downarrow	Not necessarily
Macro connection		Financing \rightarrow real	Financing \longleftrightarrow real	Financing \longleftrightarrow real

SA.2 Robustness to within-period bargaining

Here, I discuss how θ can accommodate various static bargaining environments. I illustrate it using the stylized setup in Section 3, but the implications extend to the main model. Let c_t continuation value and v_t^o the firm’s reservation value on date t .

Multiple suppliers (financiers) on each date. Suppose that $n \in \mathbb{N}$ suppliers visit the firm on each date. I assume that the firm bargains with one supplier at a time. If bargaining were to fail, the firm can bargain with another supplier on the same date. Each supplier commits to refusing to bargain with the firm conditional on his previous bargaining failure with it. Let v_t^m firm value from bargaining with the m^{th} supplier on date t , $m \leq n$. Then,

$$\begin{aligned}
 v_t^n &= \theta c_t + (1 - \theta)v_t^o, \\
 v_t^{n-1} &= \theta c_t + (1 - \theta)v_t^n = (1 - (1 - \theta)^2)c_t + (1 - \theta)^2 v_t^o, \\
 v_t^{n-2} &= \theta c_t + (1 - \theta)v_t^{n-1} = (1 - (1 - \theta)^3)c_t + (1 - \theta)^3 v_t^o \\
 &\dots \\
 v_t^1 &= \theta c_t + (1 - \theta)v_t^2 = (1 - (1 - \theta)^n)c_t + (1 - \theta)^n v_t^o.
 \end{aligned}$$

Therefore, it is equivalent to $\theta_n \equiv (1 - (1 - \theta)^n) \in [\theta, 1)$; expectedly, $\theta_n \rightarrow 1$ as $n \rightarrow \infty$.

Nesting Bertrand competition. Let $n = 2$ above, and suppose that each supplier can fully commit to refusing to bargain with the firm consecutively, and otherwise can commit to refusing to bargain with an i.i.d. probability $\chi \in [0, 1]$ in case the firm has failed in bargaining beforehand. Once the firm is denied bargaining by either supplier, no more bargaining is allowed on that date. Because bargaining does not fail on the path of play in any subgame, the value of each supplier's outside options when he is bargaining with the firm is zero. Letting v_t^B firm's value from bargaining,

$$\begin{aligned} v_t^B &= \theta c_t + (1 - \theta) \left(\chi v_t^o + (1 - \chi) v_t^B \right) \\ \implies v_t^B &= \frac{\theta}{1 - (1 - \theta)(1 - \chi)} c_t + \left(1 - \frac{\theta}{1 - (1 - \theta)(1 - \chi)} \right) v_t^o. \end{aligned}$$

Therefore, this is equivalent to $\theta_\chi \equiv \frac{\theta}{1 - (1 - \theta)(1 - \chi)} \in [\theta, 1]$. Note that $\theta_\chi = 1$ if and only if $\chi = 0$, that is, suppliers cannot commit at all except upon immediate bargaining failure. This essentially describes Bertrand competition. In sum, when the firm must bargain with each supplier bilaterally, perfect competition à la Bertrand between two suppliers obtains if and only if suppliers lack commitment technology altogether $\chi = 0$.

SA.3 Contraction from two-step recursion: illustration

Take the space \mathcal{W} and the three self-maps $\widehat{T}, T, T_o : \mathcal{W} \rightarrow \mathcal{W}$ as defined in Appendix A.1. Here, I illustrate the proof that \widehat{T} is a contraction, such that contraction mapping theorem can be applied. Let $V^* \in \mathcal{W}$ be first-best value function, that is, without financing frictions and $\widetilde{V}_o \in \mathcal{W}$ value function under complete autarky, that is, $\gamma = 0$.

By way of analogy, visualize the infinite-dimensional \mathcal{W} as a simple \mathbb{R}_+ . A continuous, nondecreasing, and piece-wise differentiable self-map on \mathbb{R}_+ is a contraction if and only if its derivative, wherever defined, is below ζ for some $\zeta \in [0, 1)$.

Figure SA.1a describes T and T_o . First consider T . If insiders' outside option is preferred to the first-best $W \geq V^*$, they are going to simply take it – the embedded choice (iii) in the definition of T (see Appendix A.1). Therefore, its slope above V^* is unity. If $W < V^*$, then insiders do not take the option, but this ‘outside’ option is still beneficial to the extent that insiders bargain with financiers. Since better outside option reduces financiers' rents by a fraction $1 - \theta$ subject to bargaining taking place, the slope of T below V^* is (ii) $1 - \theta$ given bargaining and (i) zero given no bargaining. As shown, T is not a contraction: any point above V^* is one of its fixed points.

Next, consider T_o : insiders are on autarky until the stopping time τ_γ when the business gives W as a terminal payoff. A higher terminal payoff benefits insiders but only up to a discounting due to time delay $\mathbb{E}[e^{-\rho\tau_\gamma}] \in [0, 1)$, which thus bounds the slope of T_o . Therefore, T_o is a contraction and has a unique fixed point.

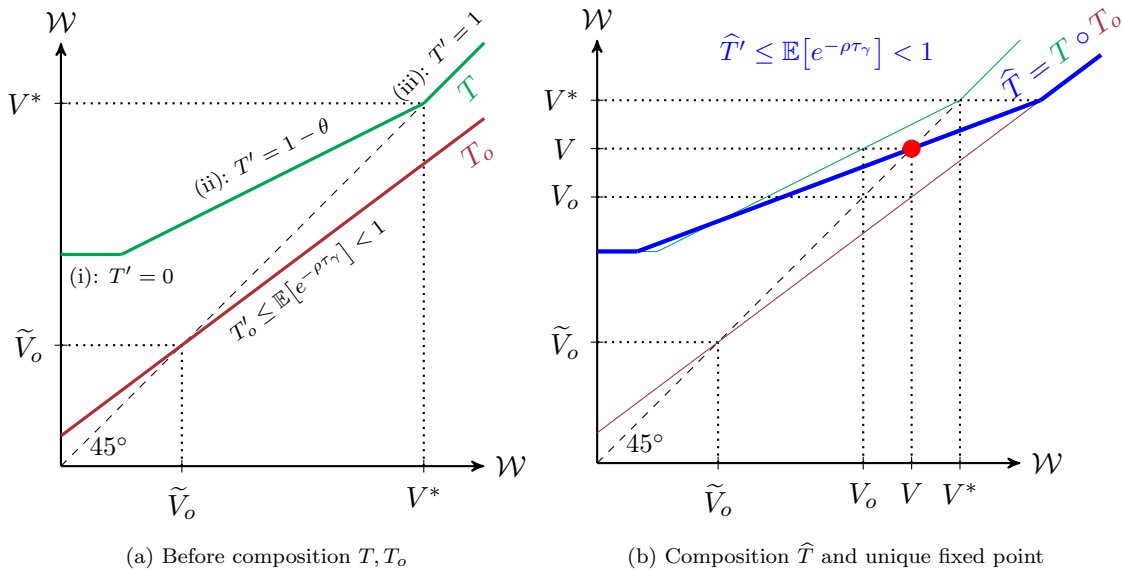


Figure SA.1: Two-step recursion as a contraction map

But T_o , in itself, is a particularly *uninteresting* contraction. Regardless of $\gamma \in [0, \infty)$, its fixed point is always \tilde{V}_o . If at τ_γ insiders receive their own value as a terminal payoff, they are exactly compensated for the termination anyway. Accordingly, the graph of T_o rotates as γ changes but centered on the invariant fixed point $(\tilde{V}_o, \tilde{V}_o)$.

Even though T_o by itself is a trivial contraction, its time discounting due to $\gamma < \infty$, as Figure SA.1b illustrates, still makes the composition map $\hat{T} = T \circ T_o$ contractionary, because the slope of T never exceeds unity. Hence, there exists a unique – and interesting – fixed point $V = \hat{T}(V)$ by contraction mapping theorem.

SA.4 Costs and benefits of financial slack

Given a general cash flow profile from Section 4.1, posit the equilibrium (\underline{h}, \bar{h}) along with the implied value functions (V, V_o) . First, define dilution ratio as

$$D(h) \equiv (1 - \theta) \left(1 - \frac{V_o(h) - h}{V(\bar{h}) - \bar{h}} \right),$$

i.e., financiers' rent $(1 - \theta)(V(\bar{h}) - (\bar{h} - h) - V_o(h))$ over net firm value post financing $V(\bar{h}) - \bar{h}$.⁵⁰ It is decreasing in h , and satisfies $1 - \theta = D(0) > D(\bar{h}) > 0$. Let $\underline{D} \equiv D(\underline{h})$.

To analyze lifetime firm value without a recursive HJB formulation, a couple of stochastic processes must be specified. Define a counting process $\{n_t\}_{t \geq 0}$ by $n_0 = 0$ and $dn_t = \mathbb{1}(\lim_{s \rightarrow t^-} h_s = \underline{h})$. The process n_t tracks how many times financing, and

⁵⁰ D and ownership retention x in Section 4.2 satisfy $D(h)(V(\bar{h}) - \bar{h}) = (1 - x(h))V(\bar{h}) - (\bar{h} - h)$.

hence dilution \underline{D} , has occurred over the time interval $(0, t]$. Also define $\{\tau_m\}_{m \in \mathbb{N}}$ as

$$\tau_m \equiv \inf\{t \geq 0 \mid n_t = m\},$$

which is the associated increasing sequence of stopping times for m^{th} financing; that is, the first financing occurs at $t = \tau_1 > 0$, and so forth. Lastly, let τ be the stopping time for terminal success arriving at a Poisson rate λ with payoff Π . Note that n_τ counts the entire lifetime financing rounds; in particular, $\lambda > (=) 0$ if and only if $n_\tau \stackrel{a.s.}{<} \left(\frac{a.s.}{=}\right) \infty$.

Firm value $V(h)$ can be decomposed as follows. Think of it equivalently as $h + (V(h) - h)$ where insiders, counterfactually, first receive h as one-time dividends and, going forward, recognize both cash flow $\mu dt + \sigma dB_t$ (including terminal Π at λ) and carry cost flow $-\varphi h_t dt$ as immediate utility flow scaled by their undiluted ownership $(1 - \underline{D})^{n_t}$. Given $h_0 = \bar{h}$,

$$\begin{aligned} V(\bar{h}) - \bar{h} &= \mathbb{E}_0 \left[\int_0^\tau e^{-\rho t} (1 - \underline{D})^{n_t} \left((\mu - \varphi h_t) dt + \sigma dB_t \right) + e^{-\rho \tau} (1 - \underline{D})^{n_\tau} \Pi \right] \\ &= \mathbb{E}_0 \left[\int_0^\tau e^{-\rho t} (\mu - \varphi h_t) dt + e^{-\rho \tau} \Pi \right] - \mathbb{E}_0 \left[\sum_{m=1}^{n_\tau} e^{-\rho \tau_m} \underline{D} (V(\bar{h}) - \bar{h}) \right]. \end{aligned}$$

Inside the second expectation on the last line, both \underline{D} and $V(\bar{h}) - \bar{h}$ are constant in equilibrium for all $\{\tau_m\}_{m \in \mathbb{N}}$ due to the time-invariant financing threshold \underline{h} and funding target \bar{h} , and thus can be brought outside the unconditional expectation. Rearranging yields

$$V(\bar{h}) - \bar{h} = \frac{\text{NPV} - \mathcal{C}}{1 + \mathcal{D}}, \quad (\text{SA.1})$$

where

$$\text{NPV} \equiv \mathbb{E}_0 \left[\int_0^\tau e^{-\rho t} \mu dt + e^{-\rho \tau} \Pi \right] = \frac{\mu + \lambda \Pi}{\rho + \lambda}, \quad \mathcal{C} \equiv \mathbb{E}_0 \left[\int_0^\tau e^{-\rho t} \varphi h_t dt \right] \equiv \underline{\mathcal{C}} + \mathcal{C}_\Delta$$

with $\underline{\mathcal{C}} \equiv \frac{\varphi}{\rho + \lambda} \underline{h}$ and $\mathcal{C}_\Delta \equiv \varphi \mathbb{E}_0 \left[\int_0^\tau e^{-\rho t} (h_t - \underline{h}) dt \right]$, and

$$\mathcal{D} \equiv \underline{D} \mathbb{E}_0 \left[\sum_{m=1}^{n_\tau} e^{-\rho \tau_m} \right].$$

As Equation (SA.1) shows, firm value in net $V(h) - h$, even at the target funding capacity, is lower than the frictionless net present value of the business due to the carry cost of financial slack \mathcal{C} and dilution \mathcal{D} . Insiders choose a financing strategy $(\underline{h}, \Delta h)$ to maximize net firm value, balancing the reduction of dilution \mathcal{D} against the carry cost \mathcal{C} . On one hand, both funding reserve \underline{h} and financing amount $\Delta h = \bar{h} - \underline{h}$ lower dilution \mathcal{D} , by reducing its size \underline{D} and frequency $\mathbb{E}_0 \left[\sum_{m=1}^{n_\tau} e^{-\rho \tau_m} \right]$, respectively. On the

other hand, financial slack involves carry costs $\mathcal{C} = \underline{\mathcal{C}} + \mathcal{C}_\Delta$, with $\underline{\mathcal{C}}$ from the funding reserve \underline{h} and \mathcal{C}_Δ from the financing amount Δh .

Financing is always optimally lumpy $\Delta h > 0$ because zero financing amount $\Delta h \rightarrow 0$ fails to drive the size of dilution \underline{D} down to zero, as Proposition 1 shows, and yet blows its frequency $\mathbb{E}_0 [\sum_{m=1}^{n_\tau} e^{-\rho\tau_m}]$ up to infinity. In contrast, financing is not always optimally early, as Corollary 1 shows. The funding reserve \underline{h} , viewed as insiders' one-dimensional Markov strategy, involves a greater marginal carry cost $\frac{\varphi}{\rho+\lambda}$ than financing amount Δh , because $\varphi \underline{h} dt$ is a fixed flow cost whereas $\varphi(h_t - \underline{h}) dt < \varphi \Delta h dt$ almost always. As such, insiders do not employ a funding reserve if it fails to sufficiently reduce the size of dilution \underline{D} .

SA.5 Comparative statics in business parameters (Π, π)

To provide an alternative segue into investment, let us start by comparing the two stylized examples from Section 4.1. Startups incur a constant loss $-\kappa dt$ until success arrives at Poisson rate $\lambda > 0$ giving a terminal payoff $\Pi > \frac{\kappa}{\lambda}$. Operating firms receive volatile cash inflow $\pi dt + \sigma dB_t$. I vary Π in startups and π in operating firms.

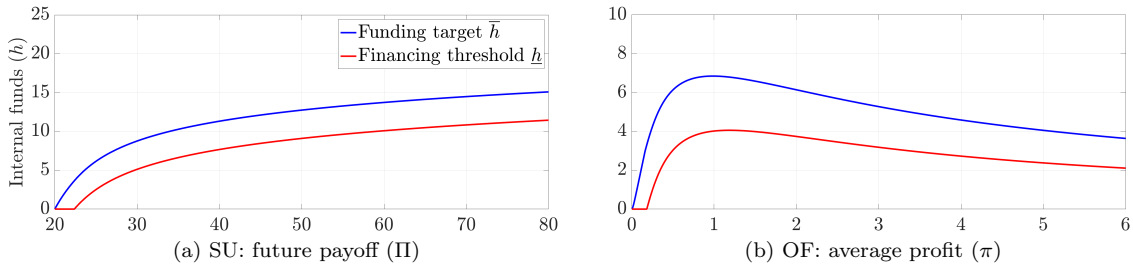


Figure SA.2: Future payoff versus current profitability

Horizontal axis: parameter being varied. Vertical line: equilibrium (\underline{h}, \bar{h}) . SU: startup, OF: operating firm. Fixed parameters are: common $(\rho, \tau) = (0.05, 0)$, $(\theta, \gamma) = (0.5, 1)$; SU $(\kappa, \lambda) = (2, 0.1)$; OF $\sigma = 2$. Formal results are presented in Supplemental Appendix C.

Figure SA.2 contrasts the comparative statics in future payoff Π versus profitability π . Consider Figure SA.2a. Although startups' cash flow $-\kappa dt$ is fixed, insiders increase financial slack when future payoff Π is higher. This is due to bargaining: a higher future value increases the surplus from financing, and hence financiers can extract more rents. Insiders, therefore, respond by increasing financial slack to mitigate dilution.

In contrast, Figure SA.2b shows that financial slack is non-monotonic in profitability π . On one hand, it has the same effect as Π for startups in increasing firm value and hence the size of dilution. This is manifested over the domain of π where financial slack is upward-sloped. On the other hand, a higher profitability improves current cash flow, and hence – given fixed volatility σ – makes losses less likely. Since dilution becomes less and less likely to be triggered as π goes up, insiders decrease financial slack.

These results give another motivation for adding investment, which reduces current cash flow to improve future payoff. Investment gives rise to rich interactions between dilution, current cash flow, and future prospect: (i) current cash flow decreases the frequency of dilution, (ii) future payoff increases the size of dilution, and also (iii) dilution – both in frequency and size – reduces insiders’ gains from investment.

SA.6 Financial slack under investment opportunities

For the present stylized exercise, I slightly modify the cash flow profile in Section 4.1.

Cash flow and investment opportunities. The business has ‘normalized’ cash inflow $\pi dt + \sigma dB_t$, with $\pi, \sigma > 0$. Opportunities to scale up cash inflow to $\eta(\pi dt + \sigma dB_t)$, $\eta > 1$, arrive at a Poisson rate $\lambda > 0$, but it requires a normalized upfront investment *expense* of $\xi > 0$.⁵¹ Firm value $W(k, h)$ given $k \in \mathbb{N} \cup \{0\}$ rounds of past investment and funds h is homogeneous so that $W(k, h) = \eta^k W\left(1, \frac{h}{\eta^k}\right) \equiv \eta^k V\left(\frac{h}{\eta^k}\right)$.

To ensure that investment is first-best, I assume the following.

Assumption SA.6.1. $\pi > \lambda\xi$ and $\frac{(\eta-1)\pi}{\rho} \geq \xi$.

Investment choice. Upon receiving an opportunity to invest, a firm with funds h can (i) fund the investment internally, with value $\eta V\left(\frac{h-\xi}{\eta}\right)$, (ii) forgo the investment, with value $V(h)$, or (iii) finance the investment externally, with value given by bargaining as

$$\widehat{V}_o(h) + \theta\left(\eta V(\bar{h}) - (\xi + \eta\bar{h} - h) - \widehat{V}_o(h)\right),$$

where the firm’ reservation value is $\widehat{V}_o(h) \equiv \max\left\{V_o(h), \eta V_o\left(\frac{h-\xi}{\eta}\right)\right\}$:

- When $\widehat{V}_o(h) = V_o(h)$, the firm optimally forgoes investment if financing fails.
- When $\widehat{V}_o(h) = \eta V_o\left(\frac{h-\xi}{\eta}\right)$, the firm optimally invests even if financing fails. I term this ‘financing the investment with (credible) commitment to execution.’

The term ‘commitment’ is simply a shorthand for when, given that choice (iii) is optimal, the optimality of investment itself does not depend on successful financing.⁵²

Financing access. I study how access to alternative financing γ affects financial slack and investment, given $(\rho, r) = (0.07, 0)$, $\theta = 0.5$, $(\pi, \sigma) = (1, 2)$ and $(\lambda, \xi) = (0.5, 0.7)$.

Let $\gamma = 0.3$. As Figure SA.3 illustrates, firms may sometimes forgo – as shown in black square markers – investment opportunities that increase frictionless net present value. For these firms, financing involves large rent extraction as their access to alternative financing is not so good. Therefore, they optimally forgo investment when

⁵¹In the illustration part from Section 6.3 at Figure 9, ξ was fund proceeds from divestment.

⁵²By subgame perfection, this is equivalent to the firm first funding the investment internally – per choice (i) – and then promptly raising financing – per Section 4.2.

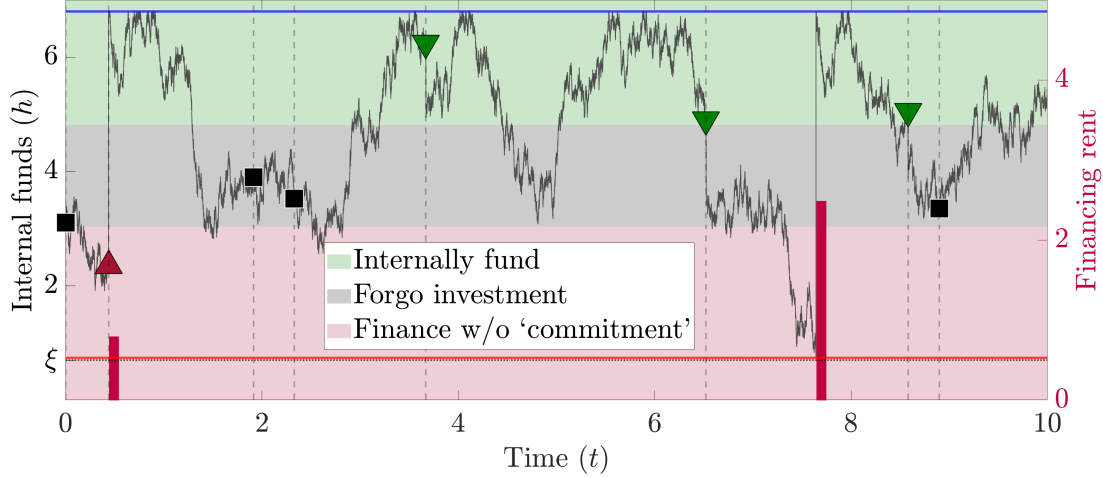


Figure SA.3: Optimal investment policy under dilution from financing

The black curve is a simulated history of normalized internal funds along the left axis. The horizontal lines in blue and red are funding target \bar{h} and financing threshold \underline{h} , respectively. Investment opportunities arrive at the vertical dashed lines, each requiring an upfront normalized expense ξ whose size is indicated on the left axis. The markers in each shaded region indicate the choice made upon each opportunity in accordance with investment policy described in the legend. The magenta bar is normalized financing rent: one at investment financing ($t \approx 0.44$), and one at non-investment financing ($t \approx 7.64$). Access to alternative financing is $\gamma = 0.3$.

the lumpy expense would greatly dilute firm value ex-ante by making the sizable rent extraction by financiers much likelier to be triggered soon. When rent extraction has already become highly likely soon due to low funds, however, firm value is already diluted enough ex-ante so that it is optimal to increase diluted firm value by bargaining with financiers over financing the investment.

Figure SA.4 illustrates optimal financing and investment policies as the strength of financing access varies $\gamma \in [0, 52]$. The subplots describe $\gamma \in \{0, 26\}$. In Figure SA.4a with $\gamma = 0$, firms face substantial dilution from financing because they cannot access alternative financiers. As a result, they delay financing as much as possible and often forgo investment in order to avoid large dilution from financing.

In contrast, Figure SA.4b describes a firm that can expect to find alternative financiers very quickly $\gamma = 26$. It finances in small lumps $\Delta h \approx 0.91$ and thus extremely frequently – 53 times over $t \in [0, 10]$ in the present simulation – because of the extremely negligible size of dilution around 0.004 at the financing threshold. Nevertheless, it maintains a sizable funding reserve $\underline{h} \approx 2.84$. As discussed in Section 5, this financial slack is what reduces dilution to such a negligible size.

‘Commitment’ to investment execution and the size of dilution. Moreover, firms with such good access to financing $\gamma = 26$ always finance lumpy investments despite keeping funding reserves $\underline{h} \approx 2.84$ in large excess of the expense $\xi = 0.7$. For

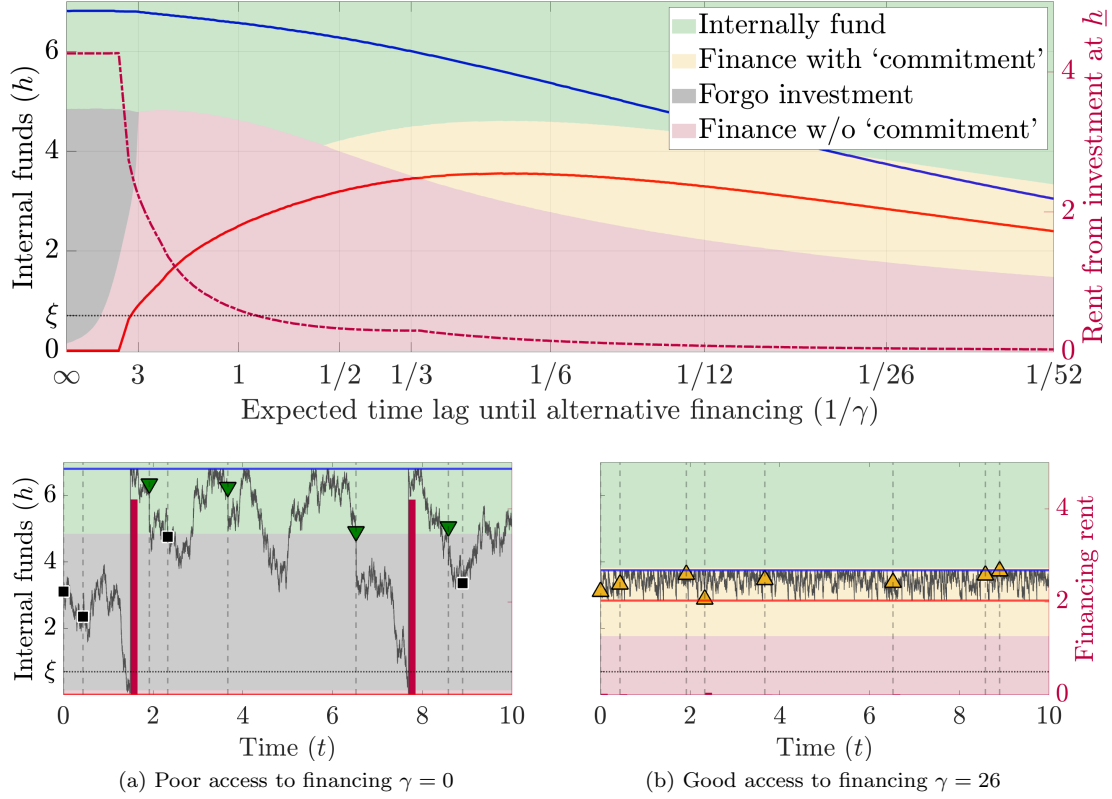


Figure SA.4: Financing access and investment policy

In the main plot with comparative statics in γ , colored areas show optimal investment policy given funds h per the legend. The semi-dashed line in magenta is the size of dilution from financing the investment given the opportunity arrives when $h_t = \underline{h}$. The dilution graph kinks downward when ‘commitment’ starts to hold – i.e., where the red curve enters the yellow region. For explanation of the subplots, see Figure SA.3.

any $h_t \in [\underline{h}, \bar{h}]$, these firms are willing to invest even if financing fails: even at $h_t = \underline{h}$,

$$\eta V_o \left(\frac{\underline{h} - \xi}{\eta} \right) \approx 23.228 > 22.102 \approx V_o(\underline{h}). \quad (\text{SA.2})$$

This is because both γ and \underline{h} are high. Because $\underline{h} \approx 2.84$ is high, firms can fund the investment internally and still have a substantial amount of normalized remaining funds $\frac{\underline{h} - \xi}{\eta} \approx 1.95$. Because γ is high, firms’ normalized reservation value falls only slightly as a result $V_o \left(\frac{\underline{h} - \xi}{\eta} \right) \approx 21.116 < 22.102 \approx V_o(\underline{h})$. Investment thus raises the actual reservation value, as Inequality (SA.2) shows.

This is how such firms incur negligible dilution even when financing the investment. Even if financing were to fail, investment would still be optimally undertaken. Because investment does not depend on financing, returns on investment do not constitute a surplus from financing. Dilution thus becomes quite negligible (approximately 0.054), because this credible ‘commitment’ reduces it by $(1 - \theta) \left(\eta V_o \left(\frac{\underline{h} - \xi}{\eta} \right) - V_o(\underline{h}) \right) \approx 0.563$.

SA.7 Stochastic investment returns

Consider stochastic returns on investment. Concretely, consider a firm fluctuating through a discrete Markov chain $s \in \{1, 2, 3, 4\}$ across normal times $A^2 = A^3 = 0.18$, a boom $A^1 = 1.2A^2$ and a bust $A^4 = 0.8A^3$. The two normal times are distinguished in terms of their prospects. At A^2 , it is likelier to enter a boom soon, whereas at A^3 , it is likelier to enter a bust. The following matrix summarizes the Markov chain:

From\To	A^1	A^2	A^3	A^4
$A^1 = 0.216$	·	0.3	0	0
$A^2 = 0.180$	0.3	·	0.3	0
$A^3 = 0.180$	0	0.3	·	0.3
$A^4 = 0.144$	0	0	0.3	·

(SA.3)

where elements are Poisson rates of transitioning from a state (in row) to another (in column); the stationary distribution over state space $\{1, 2, 3, 4\}$ is uniform. This setup isolates the effect of future investment returns. Both A^2 and A^3 have the same current revenue, but A^2 merits increased investment due to greater expected returns.

To have a well-defined first-best solution, I increase ψ from 1.5 to 2 so that investment is harder to scale.⁵³ I maintain the other baseline parameters, including $\gamma = 1$.

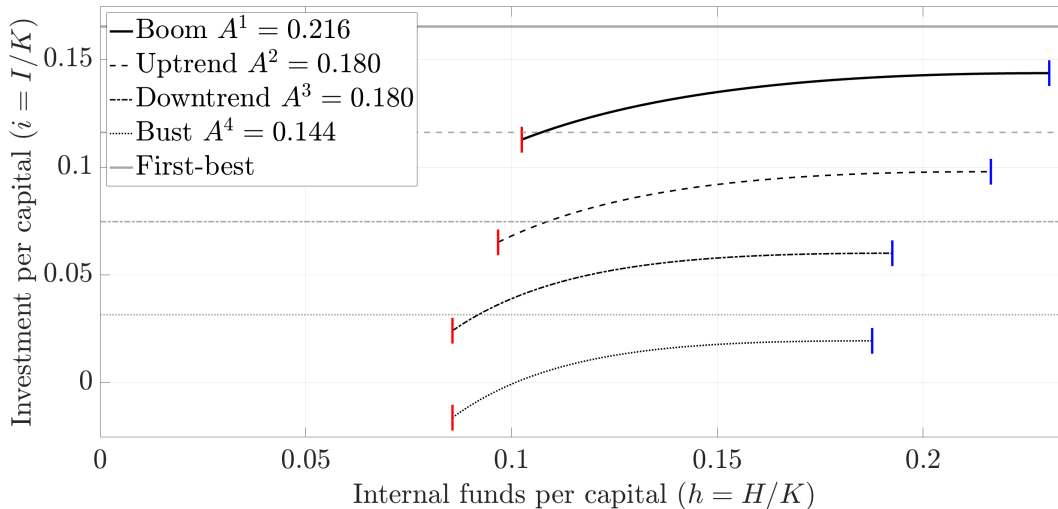


Figure SA.5: Expected investment returns increase financial slack the most

The black curves, in different styles, represent the optimal investment policy given internal funds in each state that occur on the equilibrium path, bounded in domain by funding target \bar{h}^s in the blue line segment and financing threshold \underline{h}^s in the red line segment. The flat lines in gray are the first-best investment under each state. The other parameters are $\rho = 0.06$, $r = 0.05$, $\theta = 0.5$, $\gamma = 1$, $\delta = 0.1007$, $\sigma = 0.09$, $\psi = 2$.

⁵³Compared to the baseline case of constant $A = 0.18$, there is much greater upward growth potential $A^1 = 0.216$. If ψ is low, then A^1 is an inordinately great time to substantially scale up investment with small inefficiency, so that the first-best value blows up.

Figure SA.5 plots insider-optimal financing and investment strategies in states $s \in \{1, 2, 3, 4\}$. I discuss underinvestment and demonstrate how it is mainly fluctuations in expected – rather than realized – investment returns that shift financial slack.⁵⁴

(1) Underinvestment. The average underinvestment at A^2 relative to the first-best is approximately 2.06%, higher than that at A^3 of approximately 1.53% despite the same current revenue. With lucrative expected returns, insiders underinvest more to avoid dilution because firm value is higher and so is the size of dilution. With lower expected returns, they underinvest less because firm value is lower and so is the size of dilution. Dilution concerns induce more underinvestment when firms expect higher capital productivity in a near future, despite the convex adjustment cost that incentivizes anticipatory investment smoothing.

(2) Financial slack. Both the financing threshold and funding target $(\underline{h}^s, \bar{h}^s)$ expand most noticeably as future investment returns fluctuate. Insiders' equilibrium value rises – and so does the size of dilution – in anticipation of a boom, even as the current net cash inflow $(A^s - i_t - \Psi(i_t))K_t dt$ declines due to greater investment. This is exactly analogous to the combination, from the startup example in Section 5.4, of a higher upside potential Π and a higher cash burn rate κ such that flow business value $\lambda\Pi - \kappa$ has not decreased (see Figure SA.2a). Each of these changes increases financial slack.

In contrast, realized changes in productivity, i.e., $A^2 \rightarrow A^1$ and $A^3 \rightarrow A^4$, lead to smaller adjustments in financial slack. With $A^2 \rightarrow A^1$, continuation value rises but so does the current gross cash inflow $A^s dt$, so that net cash inflow does not change substantially despite the increased investment. In addition, the rise in value is dampened because there is no more upside potential in the future, only downside. The combined effect is that dilution gets somewhat larger, but cash inflow net of investment is similar. With $A^3 \rightarrow A^4$, the same effects obtain in the opposite direction.⁵⁵

⁵⁴In what follows, averages are computed given the ergodic distribution on $h \in [\underline{h}^s, \bar{h}^s]$ for each $s = 1, 2, 3, 4$, conditional on no Markov shift having occurred in the past – i.e., ‘timeless.’

⁵⁵Indeed, a more standard AR(1)-type process for stationary productivity A_t generates more stable financial slack under a fixed law of motion. Maintain the other parameters and let the log of A_t be driven by persistent Brownian shocks with mean reversion:

$$d \log A_t = \frac{1}{\nu} (\mu_a - \log A_t) dt + \sqrt{2/\nu} \sigma_a dZ_t,$$

where dZ_t is a standard Brownian motion independent of dB_t . $\{A_t\}_{t \geq 0}$ satisfies $\log A_t \sim \mathcal{N}(\mu_a, \sigma_a^2)$ and $\text{Corr}(\log A_t, \log A_{t+s}) = e^{-\frac{s}{\nu}}$. Set $\sigma_a = 0.1437$, $\nu = 3.8772$ to preserve the autocovariance of the discrete Markov chain (SA.3), and $\mu_a \approx -1.743$ such that the median of A_t is $0.175 < 0.18$, adjusted against the greater upside potential $\mathbb{P}(A_t > 0.216) \approx 0.07$. Across a 95% confidence interval $[\underline{A}, \bar{A}]$ with $\underline{A} \equiv e^{\mu_a - 1.96\sigma_a} \approx 0.133 < A^4$ and $\bar{A} \equiv e^{\mu_a + 1.96\sigma_a} \approx 0.230 > A^1$, maximum variation in $\bar{h}(\cdot)$, attained with a 73% rise in realized productivity $\underline{A} \rightarrow \bar{A}$, is 0.0267. This is only 11% greater than how much it changes with a relatively moderate shift in prospect. Financing threshold $\underline{h}(\cdot)$ is even more stable, with maximum variation of $\underline{h}(\bar{A}) - \underline{h}(\underline{A}) \approx 0.0089$, a mere 80% of the change with $A^2 \leftrightarrow A^3$.

In summary, with fluctuations in realized productivity, the effect of changing firm value on the size of dilution is partially offset by the variation in current revenue that helps lower the frequency of dilution, and also dampened by mean reversion. With fluctuations in expected productivity, net cash flow varies directly and in the opposite direction due to variation in investment despite the same revenue, and mean reversion has less bite. Financial slack, therefore, is more sensitive to future investment returns.

SA.8 Anticipatory effects of financing outlook

How do firms react when their financing outlook fluctuates? In models with stochastic ‘fixed’ transaction costs of financing, e.g., [Bolton et al. \(2013\)](#), firms would raise funds earlier when they expect a rise in fixed cost, than when they expect a drop. Thus, a pessimistic shift in financing outlook should prompt a temporary surge in financing.

In this paper, financing threshold may decrease when firms expect alternative financing γ to become less accessible, $\underline{h}^2 \approx 0.0908 > 0.0867 \approx \underline{h}^3$, as [Figure SA.6](#) shows.

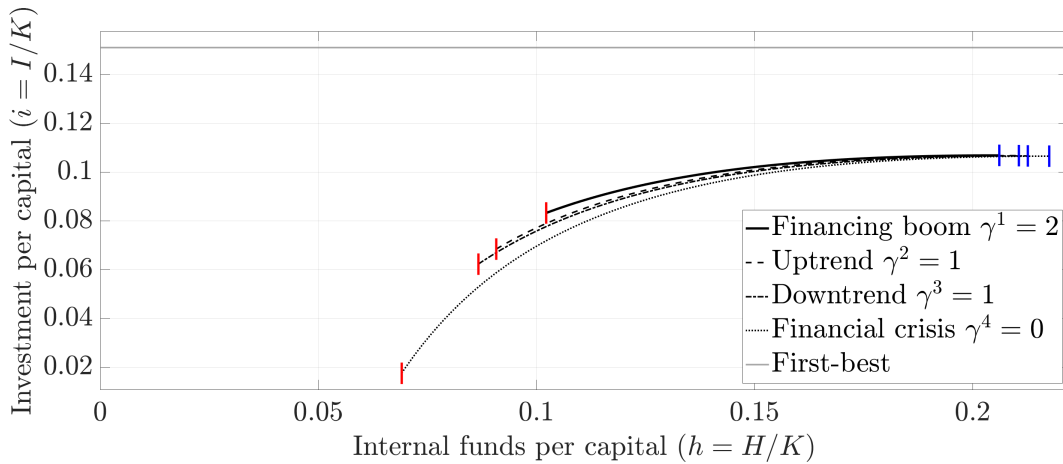


Figure SA.6: Financial slack and underinvestment across financial cycle

Other parameters are $\rho = 0.06$, $r = 0.05$, $\theta = 0.5$, $A = 0.18$, $\delta = 0.1007$, $\sigma = 0.09$, $\psi = 1.5$. The flat line in gray is the first-best. The Markov chain is again given by [\(SA.3\)](#), with γ^s replacing A^s .

SA.9 Productivity during crisis

Motivated by [Section 6.4](#), I conduct a business fluctuation exercise co-varying (γ, ϕ, A) , where $\phi \geq 0$ is the reversibility parameter: $\Psi(i) \equiv \frac{\psi}{\mathbb{1}_{i \geq 0} + \phi \mathbb{1}_{i < 0}} \frac{i^2}{2}$. There are three states

$s \in \{0, 1, 2\}$ with the Markov chain in Poisson rates:

From\To	(γ^s, ϕ^s, A^s)	$s = 0$	$s = 1$	$s = 2$
Normal: $s = 0$	$(1, 0.5, 0.18)$.	0.1	0.1
Crisis 1: $s = 1$	$(0, 0, 0.17)$	0.5	.	0
Crisis 2: $s = 2$	$(0, 0, 0.16)$	0.5	0	.

During the ‘normal’ time $s = 0$, $(\gamma^0, \phi^0, A^0) = (1, 0.5, 0.18)$. Both crises $s \in \{1, 2\}$ exhibit perfect irreversibility and an absence of alternative financing $\gamma^s = \phi^s = 0$ as well as a differential drop in productivity $A^0 = 0.18 > A^1 = 0.17 > A^2 = 0.16$.

A crisis featuring both investment irreversibility and lack of alternative financing has vastly different effects depending on productivity. With low productivity $A^2 = 0.16$, excluded insiders cannot easily implement fallback underinvestment, and hence firms delay financing until funds are depleted $\underline{h}^2 = 0$. Dilution thus amplifies from 0.001 in $s = 0$ to 0.553 in $s = 2$, and financing gets much lumpier $\Delta h^2 = \bar{h}^2 \approx 0.238 > 0.111 \approx \Delta h^0$. Financing all but freezes, with one in 2,000 firms raising funds in a unit period.

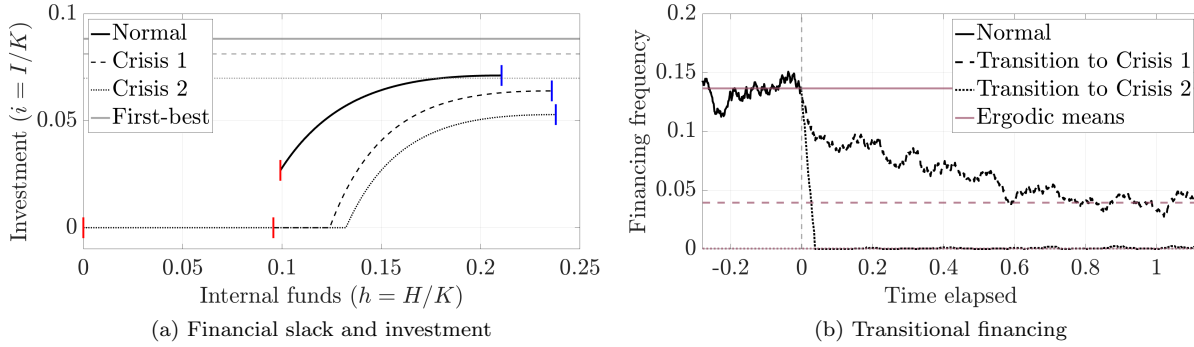


Figure SA.7: Equilibrium and crisis transition

Higher productivity $A^1 = 0.17 > 0.6 = A^2$ induces a different pattern. The upward-concentrated fallback underinvestment becomes easier for excluded insiders to implement. Firms, therefore, keep financing early $\underline{h}^1 \approx 0.096$. Dilution remains similarly negligible 0.0017, and financing amount rises only moderately $\Delta h^1 \approx 0.140 > 0.111 \approx \Delta h^0$. Financing occurs with moderate (though reduced) frequency; on average, one in 25 firms (down from one in seven) finances in a unit period.

In sum, small variations in productivity may induce drastically different financing dynamics when financial market depth dries up and investment irreversibility peaks.

Supplemental Appendix B Algorithms

SB.1 Numerical algorithm for flexible investment

I explain the numerical algorithm for the setup in Section 6 with convex adjustment cost of investment – for the main analysis in Section 5, I use analytic solution outlined in Supplemental Appendix SB.2. Supplemental Appendix SB.1.1 sets up the main algorithm for the case without fluctuations in parameters. I then introduce Markov chains, both discrete and continuous, in Supplemental Appendix SB.1.2. Last, Supplemental Appendix SB.1.3 describes how to solve the model under investment irreversibility, as introduced in Section 6.4 and Supplemental Appendix SA.9.

SB.1.1 Main algorithm

Formulation. Start by setting some $H > 0$. It should be higher than \bar{h}^o , the funding target under exclusion, which is higher than \bar{h} but typically by a slight margin. V on $[0, H]$ satisfies:

$$h \geq \bar{h} \implies 0 = V_{hh}(h) \quad (\because V_h = 1 \text{ on } [\bar{h}, \infty)) \quad (\text{SB.1})$$

$$\begin{aligned} h \in [\underline{h}, \bar{h}] \implies \rho V(h) - rhV_h(h) &= \max_i (A - i - \Psi(i))V_h + (i - \delta)(V - hV_h) + \frac{1}{2}\sigma^2 V_{hh} \\ &= \left(A + \frac{1}{2\psi} + \left(\delta + \frac{1}{\psi} \right) h \right) V_h - \left(\delta + \frac{1}{\psi} \right) V + \frac{1}{2\psi} \frac{(V - hV_h)^2}{V_h} + \frac{1}{2}\sigma^2 V_{hh} \end{aligned} \quad (\text{SB.2})$$

$$h \leq \underline{h} \implies V(h) = \theta(V(H) - H + h) + (1 - \theta)V^o(h). \quad (\text{SB.3})$$

Note that (SB.1) implies $V(H) - H = V(\bar{h}) - \bar{h}$, which is being substituted into (SB.3). Next, V^o on $[0, H]$ satisfies:

$$h \geq \bar{h}^o \implies 0 = V_{hh}^o(h) \quad (\because V_h^o = 1 \text{ on } [\bar{h}^o, \infty)) \quad (\text{SB.4})$$

$$\begin{aligned} h \in [0, \bar{h}^o] \implies \rho V^o(h) - rhV_h^o(h) &= \left(A + \frac{1}{2\psi} + \left(\delta + \frac{1}{\psi} \right) h \right) V_h^o - \left(\delta + \frac{1}{\psi} \right) V^o + \frac{1}{2\psi} \frac{(V^o - hV_h^o)^2}{V_h^o} + \frac{1}{2}\sigma^2 V_{hh}^o \\ &\quad + \gamma(V(h) - V^o(h)). \end{aligned} \quad (\text{SB.5})$$

For ease of notation, define

$$\alpha \equiv \rho + \delta + \frac{1}{\psi}, \quad \beta(h) \equiv A + \frac{1}{2\psi} + \left(r + \delta + \frac{1}{\psi} \right) h, \quad \xi(v, v_h, h) \equiv \frac{1}{2\psi} \frac{(v - hv_h)^2}{v_h}.$$

The five piecewise equalities above – (SB.1) through (SB.5) – switch to strict inequali-

ties when evaluated outside the respective intervals, with left-hand sides being higher. Therefore, these can be summarized as follows: for $h \in [0, H]$,

$$\begin{aligned} & \alpha V(h) - \beta(h)V_h(h) - \frac{1}{2}\sigma^2 V_{hh}(h) = \text{NL}(V, V^o, h) \\ & \equiv \max \left\{ \alpha V(h) - \beta(h)V_h(h), \xi(V(h), V_h(h), h), \right. \\ & \quad \left. \alpha \left(\theta(V(H) - H + h) + (1 - \theta)V^o(h) \right) - \beta(h)V_h(h) - \frac{1}{2}\sigma^2 V_{hh}(h) \right\}, \quad (\text{SB.6}) \end{aligned}$$

$$\begin{aligned} & (\alpha + \gamma)V^o(h) - \beta(h)V_h^o(h) - \frac{1}{2}\sigma^2 V_{hh}^o(h) = \text{NL}^o(V, V^o, h) \\ & \equiv \max \left\{ (\alpha + \gamma)V^o(h) - \beta(h)V_h^o(h), \xi(V^o(h), V_h^o(h), h) + \gamma V(h) \right\}. \quad (\text{SB.7}) \end{aligned}$$

Both NL and NL^o capture the nonlinear components of the pair of differential equations. In the expression for NL, the first element gives the maximum on $[\bar{h}, H]$, the second on $[\underline{h}, \bar{h}]$ and the last on $[0, \underline{h}]$, and similarly in NL^o given $\underline{h}^o = 0$.⁵⁶ Last, the boundary conditions are:

$$V(0) = \theta(V(H) - H), \quad V_h(H) = 1 \quad (\text{SB.8})$$

$$V^o(0) = 0, \quad V_h^o(H) = 1. \quad (\text{SB.9})$$

Discretization and linearization. Let us discretize the fund space $[0, H]$ into N_h evenly spaced grids, and let $\Delta H \equiv \frac{H}{N_h - 1}$ the grid size. For now, let $i \in \{1, 2, \dots, N_h\}$ index $[0, H]$ increasingly, and denote $h \in [0, H]^{N_h}$ as the column vector discretizing $[0, H]$, such that $h(0) = 0$, $h(N_h) = H$. Posit $V_0, V_0^o \in \mathbb{R}^{N_h}$ as column vectors representing conjectured approximate value functions under inclusion and exclusion, respectively. Let $W_0 \in \mathbb{R}^{2N_h}$ with

$$W_0 \equiv \begin{pmatrix} V_0 \\ V_0^o \end{pmatrix},$$

represent the stacked value functions. $i \in \{N_h + 1, \dots, 2N_h\}$ represents funds under exclusion.

The core of the algorithm is to summarize the left-hand sides of the combined HJB equations (SB.6), (SB.7) as well as the boundary conditions (SB.8), (SB.9) into a single

⁵⁶The first elements of NL and NL^o make use of the fact that $V_{hh}, V_{hh}^o \leq 0$ with the equality if and only if $h \geq \bar{h}$, $h \geq \bar{h}^o$, respectively. The second elements are the standard HJB equations. The third element in NL derives from $V \geq \theta(V(H) - H + h) + (1 - \theta)V^o$, with the equality if and only if $h \leq \underline{h}$.

$2N_h \times 2N_h$ sparse matrix $M(W)$, which depends on the true stacked value function W , such that $M(W) \cdot W = \mathbf{NL}(W)$, where \mathbf{NL} is essentially a stack of NL and NL^o but with some additional adjustments at the respective end rows, to be specified soon. M should depend on W exclusively due to the upwinding method described shortly. I will start with some initial W_0 and use a linear solver to obtain W_1 such that

$$\frac{W_1 - W_0}{\Delta t} + M(W_0) \cdot W_1 = \mathbf{NL}(W_0).$$

Above, the first term on the left-hand side is the pseudo-time derivative to enable efficient convergence, with $\Delta t \in \mathbb{R}_{++}$. Until W_1 is sufficiently close to W_0 , update W_0 and repeat.

In principle, $M(\cdot)$ is a mapping from \mathbb{R}^{2N_h} to $\mathbb{R}^{2N_h \times 2N_h}$, but the sparsity substantially reduces its rank. This mapping should capture everything linear in both the combined HJB equations, including the linear differential terms, and the boundary conditions.

Upwinding the derivatives. I will approximate the combined HJB equations (SB.6), (SB.7) for the interior rows of h only, i.e., $i = 2, 3, \dots, N_h - 1$. The endpoints $i \in \{1, N_h\}$ will be reserved for the boundary conditions (SB.8), (SB.9). For each of the interior rows $i \in \{2, 3, \dots, N_h - 1\}$, I approximate the first and second derivatives of a given approximated function V as follows: define

$$\begin{aligned} \Delta_h^f &\equiv \left(0, -\frac{1}{\Delta H}, \frac{1}{\Delta H}\right), & \Delta_h^b &\equiv \left(-\frac{1}{\Delta H}, \frac{1}{\Delta H}, 0\right), \\ \Delta_h^c &\equiv \left(-\frac{1}{2\Delta H}, 0, \frac{1}{2\Delta H}\right), & \Delta_h^2 &\equiv \left(\frac{1}{\Delta H^2}, -\frac{2}{\Delta H^2}, \frac{1}{\Delta H^2}\right). \end{aligned}$$

Then, letting $\widehat{V}(i) \equiv (V(i-1), V(i), V(i+1))'$, $\Delta_h^f \cdot \widehat{V}(i)$ denotes the forward first difference, $\Delta_h^b \cdot \widehat{V}(i)$ the backward first difference, $\Delta_h^c \cdot \widehat{V}(i)$ the centered first difference, and $\Delta_h^2 \cdot \widehat{V}(i)$ the second difference, all in h .

I follow the standard numerical method of ‘upwinding’ where the forward/backward difference is used in approximating the first derivative with a positive/negative drift. Determining the sign of the drift in cash flow, however, is somewhat tricky since it depends on which region $- [0, \underline{h}]$, $(\underline{h}, \bar{h}]$ or $(\bar{h}, H]$ under inclusion and $[0, \bar{h}^o]$ or $(\bar{h}^o, H]$ under exclusion – the current internal funds level belongs to. Determining the region is equivalent to determining which element is the maximum in NL and NL^o in Equations (SB.6) and (SB.7), respectively, whose elements all involve first derivatives.

Therefore, I employ the centered first difference to determine the regions and then use them to implement the upwinding. Given V_0 and V_0^o , define ten row indicator vectors – $f_m, b_m \in \{0, 1\}^{N_h}$ for $m = 1, 2, 3$ and $f_m^o, b_m^o \in \{0, 1\}^{N_h}$ for $m = 1, 2 -$

such that $i \in \{1, N_h\} \implies \forall m, f_m(i) = b_m(i) = f_m^o(i) = b_m^o(i) = 0$ and for $i \in \{2, 3, \dots, N_h - 1\}, f_1(i) = f_1^o(i) = 1,$

$$\begin{aligned} f_2(i) &\equiv \mathbb{1} \left(A - E \left(V_0(i), \Delta_h^c \cdot \widehat{V}_0(i), h(i) \right) + \left(r + \delta - I \left(V_0(i), \Delta_h^c \cdot \widehat{V}_0(i), h(i) \right) \right) h(i) > 0 \right), \\ f_2^o(i) &\equiv \mathbb{1} \left(A - E \left(V_0^o(i), \Delta_h^c \cdot \widehat{V}_0^o(i), h(i) \right) + \left(r + \delta - I \left(V_0^o(i), \Delta_h^c \cdot \widehat{V}_0^o(i), h(i) \right) \right) h(i) > 0 \right), \\ f_3(i) &\equiv \mathbb{1} \left(A - E \left(V_0^o(i) - \theta(V_0(N_h) - H + h(i)), \Delta_h^c \cdot \widehat{V}_0(i) - \theta, h(i) \right) \right. \\ &\quad \left. + \left(r + \delta - I \left(V_0^o(i) - \theta(V_0(N_h) - H + h(i)), \Delta_h^c \cdot \widehat{V}_0(i) - \theta, h(i) \right) \right) h(i) > 0 \right), \end{aligned}$$

and $b_m(i) = 1 - f_m(i), b_m^o(i) = 1 - f_m^o(i)$ for all m . Above, I and E denote optimized values of gross investment i ⁵⁷ and total investment expense $i + \Psi(i)$, respectively, given as

$$I(v, v_h, h) = \frac{1}{\psi} \left(\frac{v}{v_h} - h - 1 \right), \quad E(v, v_h, h) = \frac{1}{2\psi} \left(\left(\frac{v - hv_h}{v_h} \right)^2 - 1 \right).$$

As can be inferred from $f_1 = f_1^o = 1$, I use forward differences on $(\bar{h}, H]$ and $(\bar{h}^o, H]$. Let

$$\Delta_{hm}(i) \equiv f_m(i) \Delta_h^f + b_m(i) \Delta_h^b, \quad \Delta_{hmo}(i) \equiv f_m^o(i) \Delta_h^f + b_m^o(i) \Delta_h^b.$$

Let $m^*(i) \in \{1, 2, 3\}$ and $m^{o*}(i) \in \{1, 2\}$ index the maximum, respectively in the sets

$$\begin{aligned} &\left\{ \alpha V_0(i) - \beta(h(i)) \Delta_{h1}(i) \cdot \widehat{V}_0(i), \xi(V_0(i), \Delta_{h2}(i) \cdot \widehat{V}_0(i), h(i)), \alpha \left(\theta(V_0(N_h) - H + h(i)) \right. \right. \\ &\quad \left. \left. + (1 - \theta) V_0^o(i) \right) - \beta(h(i)) \Delta_{h3}(i) \cdot \widehat{V}_0(i) - \frac{1}{2} \sigma^2 \Delta_h^2 \cdot \widehat{V}_0(i) \right\}, \quad (\text{SB.10}) \end{aligned}$$

$$\left\{ (\alpha + \gamma) V_0^o(i) - \beta(h(i)) \Delta_{h1o}(i) \cdot \widehat{V}_0^o(i), \xi(V_0^o(i), \Delta_{h2o}(i) \cdot \widehat{V}_0^o(i), h(i)) + \gamma V_0(i) \right\}. \quad (\text{SB.11})$$

Last, let $f(i) \equiv f_{m^*(i)}(i), f^o(i) \equiv f_{m^{o*}(i)}^o(i), b(i) \equiv 1 - f(i), b^o(i) \equiv 1 - f^o(i)$, and

$$\Delta_h(i) \equiv f(i) \Delta_h^f + b(i) \Delta_h^b, \quad \Delta_h^o(i) \equiv f^o(i) \Delta_h^f + b^o(i) \Delta_h^b.$$

These three-dimensional row vectors $\Delta_h(i), \Delta_h^o(i) \in \mathbb{R}^3$ implement the upwinding for first differences in the construction of $M(\cdot)$, to which I now transition.

Constructing the matrix. As a reminder, $M(W_0)$ is a $2N_h \times 2N_h$ sparse matrix,

⁵⁷ I and δ enter the drift in cash flow because h is internal funds per capital.

because W_0 is a stacked vector of V_0, V_0^o . For each of $i = 2, 3, \dots, N_h - 1$ rows, let

$$M(i, i - 1 : i + 1 | W_0) \equiv (0, \alpha, 0) - \beta(h(i))\Delta_h(i) - \frac{1}{2}\sigma^2\Delta_h^2,$$

where $M(i, i - 1 : i + 1)$ denotes the i^{th} row from the $(i - 1)^{\text{th}}$ column to the $(i + 1)^{\text{th}}$ column, to account for the left-hand side of Equation (SB.6). Similarly, for each of $(N_h + i)^{\text{th}}$ rows with $i = 2, \dots, N_h - 1$, implement the left-hand side of (SB.7) by

$$M(N_h + i, N_h + i - 1 : N_h + i + 1 | W_0) \equiv (0, \alpha + \gamma, 0) - \beta(h(i))\Delta_h^o(i) - \frac{1}{2}\sigma^2\Delta_h^2.$$

Next, construct the ‘nonlinear’ column vector $\mathbf{NL}(W_0) \in \mathbb{R}^{2N_h}$ as follows: for each of $i = 2, 3, \dots, N_h - 1$ rows, $\mathbf{NL}(i | W_0)$ is the maximum in the set (SB.10) and $\mathbf{NL}(N_h + i | W_0)$ in the set (SB.11). The rows $i = 1, N_h, N_h + 1, 2N_h$ will be separately specified right below.

Last, the boundary conditions (SB.8) and (SB.9) are implemented as:

$$M(1, 1 | W_0) \equiv \alpha, \quad M(1, N_h | W_0) \equiv -\theta \left(\frac{1}{\Delta t} + \alpha \right), \quad \mathbf{NL}(1 | W_0) \equiv -\theta \left(\frac{1}{\Delta t} + \alpha \right) H,$$

$$M(N_h, N_h - 1 | W_0) \equiv -\left(\frac{1}{\Delta t} + \alpha \right), \quad M(N_h, N_h | W_0) \equiv \alpha,$$

$$\mathbf{NL}(N_h | W_0) \equiv \left(\frac{1}{\Delta t} + \alpha \right) \Delta H,$$

$$M(N_h + 1, N_h + 1 | W_0) \equiv 0, \quad \mathbf{NL}(N_h + 1 | W_0) \equiv 0,$$

$$M(2N_h, 2N_h - 1 | W_0) \equiv -\left(\frac{1}{\Delta t} + \alpha + \gamma \right), \quad M(2N_h, 2N_h | W_0) \equiv \alpha + \gamma,$$

$$\mathbf{NL}(2N_h | W_0) \equiv \left(\frac{1}{\Delta t} + \alpha + \gamma \right) \Delta H.$$

Any unspecified element of $M(W_0)$ is set to zero, making it highly sparse.

Iteration to solution. Posit H . Start with some initial guess V_0, V_0^o , and stack them into W_0 . Obtain W_1 that solves

$$\left(\frac{1}{\Delta t} \mathbb{I}_{2N_h} + M(W_0) \right) \cdot W_1 = \frac{1}{\Delta t} W_0 + \mathbf{NL}(W_0),$$

where \mathbb{I}_{2N_h} is the $2N_h \times 2N_h$ identity matrix, also highly sparse. If W_1 is close enough to W_0 , stop; $V \equiv W_1(1 : N_h)$ and $V^o \equiv W_1(N_h + 1 : 2N_h)$. Otherwise, update $W_0 \equiv aW_1 + (1 - a)W_0$ for some weight $a \in (0, 1]$ and repeat.

If H is set too high, the algorithm might converge too slowly and the solution becomes unnecessarily coarse on $[0, \bar{h}]$. On the other hand, if H is too low, then possibly $H < \bar{h}^o$, in which case the algorithm fails. Therefore, I run the algorithm

twice, an initializer and a verifier. During initialization, I use an adequate fraction (say 0.2) of the first-best value V^* as the initial H and use a high error tolerance. If convergence fails, I raise the initial H . If it succeeds, I choose a new H to be only slightly higher than \bar{h}^o and run the verifier with a low error tolerance.

SB.1.2 Fluctuations in parameters

Stacked value. Let N_s denote the number of Markov states. For a continuous Markov chain, N_s is the number of grids in state-space discretization. I use $s \in \{1, 2, \dots, N_s\}$ to index the Markov states. Given $(V_0(i_h, s), V_0^o(i_h, s))$ for $(i_h, s) \in \{1, \dots, N_h\} \times \{1, \dots, N_s\}$, define

$$W_0 \equiv \left(V_0(:, 1)' \quad \dots \quad V_0(:, N_s)' \quad V_0^o(:, 1)' \quad \dots \quad V_0^o(:, N_s)' \right)' \in \mathbb{R}^{2N_h N_s}$$

as their stacked column vector. $i \in \{1, \dots, 2N_h N_s\}$ now jointly indexes (i_h, s) and inclusion/exclusion. The mapping $M : \mathbb{R}^{2N_h N_s} \rightarrow \mathbb{R}^{2N_h N_s \times 2N_h N_s}$ will be defined in a fashion overall identical to Section SB.1.1 for each of the $N_h \times N_h$ blocks corresponding to $s \in \{1, 2, \dots, N_s\}$ along the main diagonal $M((s-1)N_h + 1 : sN_h, (s-1)N_h + 1 : sN_h | W_0)$. There will be, however, an additional sparse matrix for the Markov chain and some changes to NL, NL^o.

Discrete Markov chain. Consider a Markov chain in Poisson arrival rates of transition given as

$$\begin{pmatrix} -\lambda^1 & \lambda_2^1 & \dots & \lambda_{N_s}^1 \\ \lambda_1^2 & -\lambda^2 & \dots & \lambda_{N_s}^2 \\ \dots & \dots & \dots & \dots \\ \lambda_1^{N_s} & \lambda_2^{N_s} & \dots & -\lambda^{N_s} \end{pmatrix},$$

where $\lambda_s^s \geq 0$ is the Poisson rate of transition at s to $s' \neq s$, and $\lambda^s \equiv \sum_{s' \neq s} \lambda_{s'}^s$.

Modify the combined HJB equations (SB.6) and (SB.7): for $s \in \{1, \dots, N_s\}$,

$$\begin{aligned} & (\alpha(s) + \lambda^s)V(h, s) - \beta(h, s)V_h(h, s) - \frac{1}{2}\sigma^2 V_{hh}(h, s) - \sum_{s' \neq s} \lambda_{s'}^s V(h, s') = \text{NL}(V, V^o, h, s) \\ & \equiv \max \left\{ (\alpha(s) + \lambda^s)V(h, s) - \beta(h, s)V_h(h, s) - \sum_{s' \neq s} \lambda_{s'}^s V(h, s'), \xi(V(h, s), V_h(h, s), h, s), \right. \\ & \quad \left. (\alpha(s) + \lambda^s) \left(\theta(s)(V(H, s) - H + h) + (1 - \theta(s))V^o(h, s) \right) - \beta(h, s)V_h(h, s) \right. \\ & \quad \left. - \frac{1}{2}\sigma^2 V_{hh}(h, s) - \sum_{s' \neq s} \lambda_{s'}^s V(h, s') \right\}, \quad (\text{SB.12}) \end{aligned}$$

$$\begin{aligned}
& (\alpha(s) + \lambda^s + \gamma(s))V^o(h, s) - \beta(h, s)V_h^o(h, s) - \frac{1}{2}\sigma^2 V_{hh}^o(h) - \sum_{s' \neq s} \lambda_{s'}^s V^o(h, s') \\
& = \mathbf{NL}^o(V, V^o, h, s) \equiv \max \left\{ (\alpha(s) + \lambda^s + \gamma(s))V^o(h, s) - \beta(h, s)V_h^o(h, s) \right. \\
& \quad \left. - \sum_{s' \neq s} \lambda_{s'}^s V^o(h, s'), \xi(V^o(h, s), V_h^o(h, s), h, s) + \gamma(s)V(h) \right\}. \quad (\text{SB.13})
\end{aligned}$$

The dependence of $\alpha, \beta, \theta, \gamma, \xi$ on s captures the fluctuations in parameters.

Define a Markov chain matrix for the entire (i_h, s) space by

$$\Lambda \equiv \begin{pmatrix} -\lambda^1 \tilde{\mathbb{I}}_{N_h} & \lambda_2^1 \tilde{\mathbb{I}}_{N_h} & \dots & \lambda_{N_s}^1 \tilde{\mathbb{I}}_{N_h} \\ \lambda_1^2 \tilde{\mathbb{I}}_{N_h} & -\lambda^2 \tilde{\mathbb{I}}_{N_h} & \dots & \lambda_{N_s}^2 \tilde{\mathbb{I}}_{N_h} \\ \dots & \dots & \dots & \dots \\ \lambda_1^{N_s} \tilde{\mathbb{I}}_{N_h} & \lambda_2^{N_s} \tilde{\mathbb{I}}_{N_h} & \dots & -\lambda^{N_s} \tilde{\mathbb{I}}_{N_h} \end{pmatrix} \in \mathbb{R}^{N_h N_s \times N_h N_s},$$

where $\tilde{\mathbb{I}}_{N_h}$ is the $N_h \times N_h$ identity matrix but with the first and last main diagonal elements replaced with zero; the first and the last rows in each block are preserved for the boundary conditions. Proceed to extend Λ to both inclusion and exclusion by defining

$$\mathbf{\Lambda} \equiv \begin{pmatrix} \Lambda & \mathbf{0} \\ \mathbf{0} & \Lambda \end{pmatrix} \in \mathbb{R}^{2N_h N_s \times 2N_h N_s}.$$

The zero off-diagonal blocks indicate that Λ is orthogonal to re-inclusion upon γ .

The construction of each main diagonal block of $M(W_0)$ – i.e., $M((s-1)N_h + 1 : sN_h, (s-1)N_h + 1 : sN_h \mid W_0)$ – is unchanged, both for the interior rows $i \in \{(s-1)N_h + 2, \dots, sN_h - 1\}$ that implement the combined HJB (SB.12), (SB.13)⁵⁸ and for the boundaries $i \in \{(s-1)N_h + 1, sN_h\}$ that implement the same boundary conditions. $\mathbf{NL}(W_0)$ is adjusted slightly for the interior, following the modified definition of $\mathbf{NL}, \mathbf{NL}^o$ in (SB.12), (SB.13). Once $M(\cdot)$, $\mathbf{NL}(\cdot)$ are constructed, iteratively solve

$$\left(\frac{1}{\Delta t} \mathbb{I}_{2N_h N_s} + M(W_0) - \mathbf{\Lambda} \right) \cdot W_1 = \frac{1}{\Delta t} W_0 + \mathbf{NL}(W_0).$$

Continuous Markov chain. Let s_t follow $ds_t = \mu_s(s_t) dt + \sigma_s(s_t) dZ_t$. Discretize the state space into N_s grids with size ΔS . Let $s \in \{1, 2, \dots, N_s\}$ index the state space increasingly. The above law of motion is ‘discretized’ as a Markov chain:

$$\begin{aligned}
\mu_s(s) \geq 0 & \implies \lambda_{s-1}^s = \frac{\sigma_s(s)^2}{2\Delta S^2}, & \lambda_{s+1}^s &= \frac{\mu_s(s)}{\Delta S} + \frac{\sigma_s(s)^2}{2\Delta S^2}, \\
\mu_s(s) < 0 & \implies \lambda_{s-1}^s = -\frac{\mu_s(s)}{\Delta S} + \frac{\sigma_s(s)^2}{2\Delta S^2}, & \lambda_{s+1}^s &= \frac{\sigma_s(s)^2}{2\Delta S^2}.
\end{aligned}$$

⁵⁸The maximizing indices m^*, m^{o*} are based on the modified \mathbf{NL} and \mathbf{NL}^o in (SB.12), (SB.13).

As for the endpoints $s \in \{1, N_s\}$, mean reversion will generally allow unwinding of the first-order terms $\pm \frac{\mu_s(s)}{\Delta S}$. The second-order terms, however, cannot be correctly computed, as they go outside the grid. I therefore use W_0 to compute second as well as third finite differences at $s \in \{2, N_s - 1\}$ and use them to linearly approximate the endpoint second derivatives.⁵⁹

Once the discretized Markov chain is set up, follow the same procedure as above.

SB.1.3 Investment irreversibility

The algorithm remains mostly the same and is modified only as follows. First, whenever $\frac{1}{\psi}$ appears in the above algorithm, multiply it by $1 + (\phi - 1) \cdot \mathbb{1}(\frac{V_0}{\Delta_h \cdot V_0} - h < 1)$; use V_0^o , Δ_h^o instead of V_0 , Δ_h when appropriate. The indicator function tracks whether the firm divests. Second, move all terms involving this modified expression to the inside of **NL** instead of M , as investment versus divestment can make the system highly nonlinear.

SB.2 Closed-form solution for exogenous cash flow

Sections 5.2 and 5.3 inform a general procedure for analytically solving the equilibrium for exogenous cash flow models in Section 4 when the HJB equation (7) admits an analytic solution for value functions, which requires $r = 0$. By Lemma 2, the equilibrium is fully characterized by a pair (\underline{h}, \bar{h}) , $0 \leq \underline{h} < \bar{h}$. The procedure is as below:

1. In all cases, $V'(\bar{h}) = 1$, and if $\sigma > 0$, then $V''(\bar{h}) = 0$.
2. Solve the model with $\gamma = 0$. By Corollary 1, $\underline{h} = 0$, and \bar{h} is implicitly defined by $V(0) = \theta(V(\bar{h}) - \bar{h})$.
3. For $\gamma > 0$, first determine whether $\underline{h} = 0$ or $\underline{h} > 0$. This can be done as follows:
 - (i) posit the value of \bar{h} obtained in Step 2, and (ii) evaluate Inequality (13). If $\underline{h} = 0$, assign to \bar{h} the value obtained in Step 2.
4. If $\underline{h} > 0$, then use the following conditions to implicitly determine (\underline{h}, \bar{h}) :
 - (a) Stationary Recursion: $V(\bar{h}) - V(\underline{h}) = \left(1 + \frac{\varphi}{\gamma}\right) \Delta h$,
 - (b) Threshold Indifference: for $h \in [0, \underline{h}]$,

$$\rho V_o(h) - rhV'_o(h) = \gamma\theta(V(\bar{h}) - \bar{h} + \underline{h} - V_o(\bar{h})) + \Lambda(V_o)(h) + \mathcal{H}(V_o)(h),$$

with boundary conditions $V_o(0) = 0$, $G(\underline{h}) = 0$, where G is defined in Appendix A.2, and

- (c) Smooth Pasting: $V'(\underline{h}) = \theta + (1 - \theta)V'_o(\underline{h})$.⁶⁰

⁵⁹At the endpoints, the ‘discrete jump’ interpretation might not hold: the algorithm still works.

⁶⁰If $\sigma = 0$, then one of the three conditions are redundant.

Supplemental Appendix C Other Derivations

Here, I go through analytic solutions to the startup and operating firm examples. The main purpose is to formally prove comparative statics in business parameters as illustrated in Supplemental Appendix SA.5. An analytic solution to the HJB equation requires that the internal yield be zero $r = 0$, which is presently assumed. Note, as an aside, that regardless of the existence of an analytic solution for the value function, all the formal results in the main article are valid.

Proofs are in Supplemental Appendices SC.3 and SC.4.

SC.1 Solving startup equilibrium

The business incurs a fixed flow expense κdt , $\kappa > 0$, until success arrives at Poisson rate $\lambda > 0$ upon which the business terminates with one-time payoff $\Pi > 0$. As discussed, assume $r = 0$. Let us reiterate the first part of Assumption 1 as a reference.

Assumption SC.1.1 (Positive net present value). $\lambda\Pi > \kappa$.

Then, V on (\underline{h}, \bar{h}) satisfies the following ODE:

$$\begin{aligned} \rho V(h) &= \lambda(\Pi + h - V(h)) - \kappa V'(h) \\ \implies V(h) &= -ce^{-\frac{\rho+\lambda}{\kappa}h} + \frac{\lambda}{\rho+\lambda} \left(\Pi + h - \frac{\kappa}{\rho+\lambda} \right), \end{aligned}$$

for some $c \in \mathbb{R}$. In addition, since $V'(\bar{h}) = 1$, we have

$$V(h) = \frac{1}{\rho+\lambda} \left(\lambda(\Pi + h) - \frac{\kappa}{\rho+\lambda} \left(\lambda + \rho e^{\frac{\rho+\lambda}{\kappa}(\bar{h}-h)} \right) \right), \quad (\text{SC.1})$$

$$V(\bar{h}) = \frac{1}{\rho+\lambda} \left(\lambda(\Pi + \bar{h}) - \kappa \right). \quad (\text{SC.2})$$

SC.1.1 Baseline: no re-inclusion

First consider $\gamma = 0$. Since $\underline{h} = 0$ by Corollary 1, the equilibrium – just \bar{h} in this case – is implicitly defined by the stationary recursion as follows:

$$\begin{aligned} V(0) &= x(0)V(\bar{h}) = \theta(V(\bar{h}) - \bar{h}) \\ \iff \theta\rho((\rho+\lambda)\bar{h} + \kappa) + (1-\theta)\lambda((\rho+\lambda)\Pi - \kappa) &= \rho\kappa \exp\left(\frac{\rho+\lambda}{\kappa}\bar{h}\right). \end{aligned} \quad (\text{SC.3})$$

In the first line, $V_o(0) = 0$ is used. Note that the solution to Equation SC.3 is positive if and only if Assumption SC.1.1 holds.

With Equation (SC.3), comparative statics is straightforward.

Proposition SC.1.1 (Comparative statics – Startups without re-inclusion).

$$\frac{\partial \bar{h}}{\partial \theta} = -\frac{1}{\rho} \frac{\lambda \Pi - \kappa - \rho \bar{h}}{\exp\left(\frac{\rho + \lambda}{\kappa} \bar{h}\right) - \theta} < 0, \quad \lim_{\theta \rightarrow 0} \bar{h} < \frac{\lambda \Pi - \kappa}{\rho}, \quad \lim_{\theta \rightarrow 1} \bar{h} = 0, \quad \text{and} \quad \lim_{\theta \rightarrow 1} \frac{\partial \bar{h}}{\partial \theta} = -\infty, \quad (\text{SC.4})$$

$$\frac{\partial \bar{h}}{\partial \Pi} = \frac{\lambda}{\rho} \frac{1 - \theta}{\exp\left(\frac{\rho + \lambda}{\kappa} \bar{h}\right) - \theta} > 0, \quad (\text{SC.5})$$

$$\lim_{\lambda \rightarrow \kappa / \Pi} \bar{h} = \lim_{\lambda \rightarrow \infty} \bar{h} = 0. \quad (\text{SC.6})$$

SC.1.2 General comparative statics

Consider the general case of $\gamma \geq 0$. Inequality (13) translates into: $\underline{h} > 0$ if and only if

$$\rho \bar{h} < \frac{(1 - \theta)\gamma}{\rho + \lambda + (1 - \theta)\gamma} (\lambda \Pi - \kappa). \quad (\text{SC.7})$$

By Section SB.2, the following result is obtained.

Proposition SC.1.2 (Startup financing). *Denote*

$$\eta \equiv \frac{(1 - \theta)\gamma}{\rho + \lambda + (1 - \theta)\gamma}, \quad \xi \equiv \frac{\lambda \Pi - \kappa}{\rho}.$$

The equilibrium is characterized by $\underline{h} = 0$ and \bar{h} implicitly defined by Equation (SC.3) if

$$\theta \rho ((\rho + \lambda)\eta \xi + \kappa) + (1 - \theta)\lambda((\rho + \lambda)\Pi - \kappa) \geq \rho \kappa \exp\left(\frac{\rho + \lambda}{\kappa} \eta \xi\right). \quad (\text{SC.8})$$

If the inequality is strictly reversed, then $\underline{h} = \bar{h} - \Delta h > 0$ and $\bar{h} > \Delta h$ is implicitly defined by

$$\begin{aligned} & \frac{1 - \theta}{\rho + \lambda} \left((\rho + \lambda + \theta\gamma)\lambda \Pi - \theta \rho \gamma \left(\bar{h} + \frac{\kappa}{\rho + \lambda + \theta\gamma} \right) - (\lambda + \theta\gamma)\kappa \right) \\ & = \rho \left(\frac{\rho + \lambda + \gamma}{\gamma} \Delta h + (1 - \theta) \frac{\kappa}{\rho + \lambda + \theta\gamma} \right) \exp\left(\frac{\rho + \lambda + \theta\gamma}{\kappa} (\bar{h} - \Delta h)\right), \end{aligned} \quad (\text{SC.9})$$

where $\Delta h = \bar{h} - \underline{h} > 0$ is given by

$$1 + \frac{\rho + \lambda}{\kappa} \left(1 + \frac{\rho + \lambda}{\gamma} \right) \Delta h = \exp\left(\frac{\rho + \lambda}{\kappa} \Delta h\right). \quad (\text{SC.10})$$

Proposition SC.1.3 (Comparative statics – startups). \bar{h} strictly increases in Π . When $\underline{h} > 0$, \underline{h} strictly increases in Π and Δh is constant in Π and strictly decreasing in λ . Last, \bar{h} , \underline{h} and Δh converge to zero as either (i) Π goes to κ/λ or (ii) λ goes to either κ/Π or ∞ .

Proof. Immediate from Proposition SC.1.2. □

Proposition SC.1.4 (Breakeven re-inclusion – Startups). $\underline{\gamma}$ strictly decreases in Π , and converges to zero as Π goes to ∞ . It goes to ∞ as Π goes down to κ/λ , the lower bound in Assumption SC.1.1.

SC.2 Solving operating firm equilibrium

The second example involves a fixed average profit but with volatility. That is, the underlying cash flow of the business is captured by

$$\pi dt + \sigma dB_t,$$

with $\pi, \sigma^2 > 0$, where B_t is a standard Brownian motion. Again, assume $r = 0$ for simplicity.

Note that V on (\underline{h}, \bar{h}) satisfies the following ODE:

$$\rho V(h) = \pi V'(h) + \frac{1}{2}\sigma^2 V''(h).$$

In addition, since insiders will receive dividends at $h_t = \bar{h}$ such that \bar{h} becomes a reflection boundary, both smooth pasting and super contact conditions must hold at \bar{h} , i.e., $V'(\bar{h}) = 1$, $V''(\bar{h}) = 0$. Therefore,

$$V(h) = \frac{1}{\Phi + \phi} \left(\frac{\Phi}{\phi} e^{-\phi(\bar{h}-h)} - \frac{\phi}{\Phi} e^{\Phi(\bar{h}-h)} \right), \quad (\text{SC.11})$$

$$V(\bar{h}) = \frac{\pi}{\rho}, \quad (\text{SC.12})$$

where $\Phi \equiv (\sqrt{\pi^2 + 2\rho\sigma^2} + \pi)/\sigma^2$ and $\phi \equiv (\sqrt{\pi^2 + 2\rho\sigma^2} - \pi)/\sigma^2$.

SC.2.1 Baseline: no re-inclusion

First suppose that $\gamma = 0$. Then, again by Corollary 1, $\underline{h} = 0$ and \bar{h} is implicitly defined by $V(0) = \theta (V(\bar{h}) - \bar{h})$, which is simply

$$\theta \left(\frac{\pi}{\rho} - \bar{h} \right) = \frac{1}{\Phi + \phi} \left(\frac{\Phi}{\phi} e^{-\phi\bar{h}} - \frac{\phi}{\Phi} e^{\Phi\bar{h}} \right). \quad (\text{SC.13})$$

From the above, we can derive comparative statics.

Proposition SC.2.1 (Comparative statics – Operating firms without re-inclusion).

$$\frac{\partial \bar{h}}{\partial \theta} = -\frac{1}{\rho} \frac{\pi - \rho \bar{h}}{\frac{\Phi}{\Phi + \phi} e^{-\phi \bar{h}} + \frac{\phi}{\Phi + \phi} e^{\Phi \bar{h}} - \theta} < 0,$$

$$\lim_{\theta \rightarrow 0} \bar{h} < \frac{\pi}{\rho}, \quad \lim_{\theta \rightarrow 1} \bar{h} = 0, \quad \text{and} \quad \lim_{\theta \rightarrow 1} \frac{\partial \bar{h}}{\partial \theta} = -\infty, \quad (\text{SC.14})$$

$$\frac{\partial \bar{h}}{\partial \sigma^2} = \frac{\rho}{\pi^2 + 2\rho\sigma^2} \frac{\bar{h} \sqrt{\pi^2 + 2\rho\sigma^2} \left(e^{\Phi \bar{h}} + e^{-\phi \bar{h}} \right) - \sigma^2 \left(e^{\Phi \bar{h}} - e^{-\phi \bar{h}} \right)}{\sqrt{\pi^2 + 2\rho\sigma^2} \left(e^{\Phi \bar{h}} + e^{-\phi \bar{h}} - 2\theta \right) - \pi \left(e^{\Phi \bar{h}} - e^{-\phi \bar{h}} \right)} > 0,$$

$$\lim_{\sigma^2 \rightarrow 0} \bar{h} = 0, \quad \lim_{\sigma^2 \rightarrow \infty} \bar{h} = \frac{\pi}{\rho}, \quad \lim_{\sigma^2 \rightarrow 0} \frac{\partial \bar{h}}{\partial \sigma^2} = \infty, \quad \text{and} \quad \lim_{\sigma^2 \rightarrow \infty} \frac{\partial \bar{h}}{\partial \sigma^2} = 0, \quad (\text{SC.15})$$

$$\lim_{\pi \rightarrow 0} \bar{h} = \lim_{\pi \rightarrow \infty} \bar{h} = 0. \quad (\text{SC.16})$$

SC.2.2 General comparative statics

Now consider $\gamma \geq 0$. Let us first evaluate Inequality (13): $\underline{h} > 0$ if and only if

$$\rho \bar{h} < \frac{(1 - \theta)\gamma}{\rho + (1 - \theta)\gamma} \pi. \quad (\text{SC.17})$$

Proposition SC.2.2 (Operating firm financing). *Denote*

$$\eta \equiv \frac{(1 - \theta)\gamma}{\rho + (1 - \theta)\gamma}, \quad \xi \equiv \frac{\pi}{\rho}.$$

The equilibrium is characterized by $\underline{h} = 0$ and \bar{h} implicitly defined by Equation (SC.13) if

$$\theta(1 - \eta)\xi \leq \frac{1}{\Phi + \phi} \left(\frac{\Phi}{\phi} \exp(-\phi\eta\xi) - \frac{\phi}{\Phi} \exp(\Phi\eta\xi) \right). \quad (\text{SC.18})$$

If the inequality is strictly reversed, then $\underline{h} = \bar{h} - \Delta h > 0$ and $\bar{h} > \Delta h$ is implicitly defined by

$$\begin{aligned} & \left(\frac{\pi}{\rho + \theta\gamma} - \frac{1}{1 - \theta} \left(1 + \frac{\rho}{\gamma} \right) \Delta h \right) \frac{\phi_o \exp(\phi_o(\bar{h} - \Delta h)) + \Phi_o \exp(-\Phi_o(\bar{h} - \Delta h))}{\exp(\phi_o(\bar{h} - \Delta h)) - \exp(-\Phi_o(\bar{h} - \Delta h))} \\ & + \theta(\Phi_o + \phi_o) \frac{\gamma}{\rho} \left(\left(1 + \frac{\rho}{\rho + \theta\gamma} \right) \frac{\pi}{\rho} - \bar{h} \right) \frac{\exp(-2\pi(\bar{h} - \Delta h)/\sigma^2)}{\exp(\phi_o(\bar{h} - \Delta h)) - \exp(-\Phi_o(\bar{h} - \Delta h))} \\ & = \frac{\rho + \theta\gamma}{(1 - \theta)\rho} \left(\phi \left(\frac{\pi}{\rho} - \left(1 + \frac{\rho}{\gamma} \right) \Delta h \right) + \frac{\phi}{\Phi} \exp(\Phi \Delta h) \right) - \frac{\theta}{1 - \theta} \left(1 + \frac{\gamma}{\rho} \right), \end{aligned} \quad (\text{SC.19})$$

where

$$\Phi_o \equiv (\sqrt{\pi^2 + 2(\rho + \theta\gamma)\sigma^2} + \pi)/\sigma^2, \quad \phi_o \equiv (\sqrt{\pi^2 + 2(\rho + \theta\gamma)\sigma^2} - \pi)/\sigma^2$$

and $\Delta h = \bar{h} - \underline{h} > 0$ is given by

$$\frac{\pi}{\rho} - \left(1 + \frac{\rho}{\gamma}\right) \Delta h = \frac{1}{\Phi + \phi} \left(\frac{\Phi}{\phi} e^{-\phi \Delta h} - \frac{\phi}{\Phi} e^{\Phi \Delta h} \right). \quad (\text{SC.20})$$

Proposition SC.2.3 (Comparative statics – Operating firms). *Both \bar{h} and Δh strictly increase in σ^2 . There exists $\bar{\sigma}^2 > 0$ such that $\sigma^2 \geq \bar{\sigma}^2$ if and only if $\underline{h} = 0$. Above it, $\bar{h} = \Delta h$ converge to $\frac{\pi}{\rho}$ as $\sigma^2 \rightarrow \infty$. \bar{h} , \underline{h} , Δh converge to zero as either σ^2 goes to zero or π goes to zero. Δh converges to zero as π goes to ∞ . Last, there exists $\underline{\pi} > 0$ such that $\pi \leq \underline{\pi}$ if and only if $\underline{h} = 0$.*

Proposition SC.2.4 (Breakeven re-inclusion – Operating firms). *$\underline{\gamma}$ strictly increases in σ^2 , strictly decreases in π , and diverges to ∞ as either σ^2 goes to ∞ or π goes to zero. It converges to zero as either σ^2 goes to zero or π goes to ∞ .*

SC.3 Proofs for startup derivation

Proposition SC.1.1 (Comparative statics – Startups without re-inclusion).

Proof. Most results above are straightforward. For the first inequality in (SC.4), it is sufficient to show that $\lambda\Pi - \kappa - \rho\bar{h}(0) > 0$, where $\bar{h}(\theta)$ is \bar{h} expressed as a function of $\theta \in [0, 1]$.

To prove the claim, note that

$$\begin{aligned} & \lambda\Pi - \kappa > \rho\bar{h}(0) \\ \iff & \exp\left(\frac{\rho + \lambda}{\kappa} \frac{\lambda\Pi - \kappa}{\rho}\right) > \exp\left(\frac{\rho + \lambda}{\kappa} \bar{h}(0)\right) \\ & = \frac{\lambda}{\rho} \left((\rho + \lambda) \frac{\Pi}{\kappa} - 1 \right) \quad \because (\text{SC.3}) \text{ with } \theta \equiv 0 \\ & = 1 + \frac{\rho + \lambda}{\kappa} \frac{\lambda\Pi - \kappa}{\rho} \\ \iff & \frac{\rho + \lambda}{\kappa} \frac{\lambda\Pi - \kappa}{\rho} > 0, \end{aligned}$$

which is equivalent to Assumption SC.1.1. □

Proposition SC.1.2 (Startup financing).

Proof. If (SC.7) holds, then Inequality (SC.7) also holds with \bar{h} defined by (SC.3).

Therefore, $\underline{h} = 0$. Now, consider the case where (SC.7) fails. Let us use Smooth Pasting and Stationary Recursion to determine (\underline{h}, \bar{h}) .

Smooth Pasting. For ease of notation, denote $\underline{V}_o \equiv V_o(\underline{h})$ and $\underline{V} \equiv \theta(V(\bar{h}) - \bar{h} + \underline{h}) + (1 - \theta)\underline{V}_o$. The insiders' non-excluded and excluded value functions for $h \in [\underline{h}, \bar{h}]$ are given by

$$\begin{aligned} V(h) &= \int_0^{(h-\underline{h})/\kappa} \lambda e^{-(\rho+\lambda)t} (\Pi + h - \kappa t) dt + e^{-\frac{\rho+\lambda}{\kappa}(h-\underline{h})} \underline{V} \\ &= \frac{\lambda}{\rho+\lambda} \left(\Pi + h - \frac{\kappa}{\rho+\lambda} \right) - \left(\frac{\lambda}{\rho+\lambda} \left(\Pi + \underline{h} - \frac{\kappa}{\rho+\lambda} \right) - \underline{V} \right) e^{-\frac{\rho+\lambda}{\kappa}(h-\underline{h})}, \\ V_o(h) &= V(h) - e^{-\frac{\rho+\lambda+\gamma}{\kappa}(h-\underline{h})} (\underline{V} - \underline{V}_o). \end{aligned}$$

$V_o(h)$ is derived based on the observation that, given the strategy of waiting on (\underline{h}, h) regardless of market access, the only difference that exclusion creates is that one has \underline{V}_o instead of \underline{V} at $h = \underline{h}$ if neither success nor re-inclusion occurs while the internal funds h run down to \underline{h} .

Note that

$$\begin{aligned} V(\bar{h}) &= \frac{1}{\rho+\lambda} (\lambda(\Pi + \bar{h}) - \kappa) \\ \implies \frac{\rho\kappa}{(\rho+\lambda)^2} &= \left(\frac{\lambda}{\rho+\lambda} \left(\Pi + \underline{h} - \frac{\kappa}{\rho+\lambda} \right) - \underline{V} \right) \exp \left(-\frac{\rho+\lambda}{\kappa} (\bar{h} - \underline{h}) \right) \\ \implies V(h) &= \frac{\lambda}{\rho+\lambda} \left(\Pi + h - \frac{\kappa}{\rho+\lambda} \right) - \frac{\rho\kappa}{(\rho+\lambda)^2} \exp \left(\frac{\rho+\lambda}{\kappa} (\bar{h} - h) \right), \text{ and} \\ \underline{V} - \underline{V}_o &= \frac{\theta}{1-\theta} \left(-\frac{\rho}{\rho+\lambda} \left(\bar{h} - \underline{h} + \frac{1}{\rho+\lambda} \kappa \right) + \frac{\rho\kappa}{(\rho+\lambda)^2} \exp \left(\frac{\rho+\lambda}{\kappa} (\bar{h} - \underline{h}) \right) \right). \end{aligned}$$

Next, denote by V_d a payoff function on $(\underline{h}, \bar{h}]$ for the deviation strategy of immediate financing. That is, for $h \in (\underline{h}, \bar{h}]$,

$$V_d(h) \equiv \theta(V(\bar{h}) - \bar{h} + h) + (1 - \theta)V_o(h).$$

Smooth pasting condition is

$$V'(\underline{h}) = V'_d(\underline{h}) = \theta + (1 - \theta) \left(V'(\underline{h}) + \frac{\rho+\lambda+\gamma}{\kappa} (\underline{V} - \underline{V}_o) \right),$$

which, after some algebra, is equivalent to Equation (SC.10).

Stationary Recursion. This time, start by deriving V_o on $[0, \underline{h}]$, which satisfies:

$$\begin{aligned} \rho V_o(h) &= \gamma \left(\theta(V(\bar{h}) - \bar{h} + h) + (1 - \theta)V_o(h) - V_o(h) \right) + \lambda(\Pi + h - V_o(h)) - \kappa V_o'(h), \\ V_o(0) &= 0 \\ \implies V_o(h) &= \frac{1}{\rho + \lambda + \theta\gamma} \left[\lambda\Pi + \theta\gamma(V(\bar{h}) - \bar{h}) - \frac{\lambda + \theta\gamma}{\rho + \lambda + \theta\gamma} \kappa + (\lambda + \theta\gamma)h \right. \\ &\quad \left. - \left(\lambda\Pi + \theta\gamma(V(\bar{h}) - \bar{h}) - \frac{\lambda + \theta\gamma}{\rho + \lambda + \theta\gamma} \kappa \right) \exp\left(-\frac{\rho + \lambda + \theta\gamma}{\kappa} h\right) \right]. \end{aligned}$$

Since $\Delta h \equiv \bar{h} - \underline{h} > 0$ has been determined by Equation (SC.10), \bar{h} is obtained by the recursion:

$$V(\bar{h} - \Delta h) = \theta(V(\bar{h}) - \Delta h) + (1 - \theta)V_o(\bar{h} - \Delta h).$$

Simplifying and substituting (SC.10) give Equation (SC.9). \square

Proposition SC.1.4 (Breakeven re-inclusion – Startups).

Proof. $\underline{\gamma}$ is defined by $\underline{\eta\xi} = \bar{h}^*$, where $(\underline{h}^*, \bar{h}^*)$ is the equilibrium associated with $\gamma = \underline{\gamma}$ and $(\underline{\eta}, \underline{\xi})$ given by Proposition SC.1.2. Since $\gamma = \underline{\gamma}$ implies $\underline{h}^* = 0$, Proposition SC.1.1, in particular Equation (SC.5), holds with \bar{h} replaced with $\underline{\eta\xi}$. Note that

$$\begin{aligned} \frac{\lambda}{\rho} \frac{1 - \theta}{\exp\left(\frac{\rho + \lambda}{\kappa} \underline{\eta\xi}\right) - \theta} &= \frac{\partial(\underline{\eta\xi})}{\partial\Pi} = \underline{\eta} \frac{\partial\underline{\xi}}{\partial\Pi} + \underline{\xi} \frac{\partial\underline{\eta}}{\partial\Pi}, \quad \frac{\partial\underline{\xi}}{\partial\Pi} = \frac{\lambda}{\rho} \\ \implies \frac{\partial\underline{\eta}}{\partial\Pi} &= \frac{\lambda}{\lambda\Pi - \kappa} \left(\frac{1 - \theta}{\exp\left(\frac{\rho + \lambda}{\kappa} \underline{\eta\xi}\right) - \theta} - \frac{1 - \theta}{1 + \frac{\rho + \lambda}{\underline{\gamma}} - \theta} \right). \end{aligned}$$

Since $\bar{h}^* = \underline{\eta\xi}$, smooth pasting holds at $\underline{h}^* = 0$. Therefore, from Equation (SC.10),

$$\exp\left(\frac{\rho + \lambda}{\kappa} \underline{\eta\xi}\right) = 1 + \frac{\rho + \lambda}{\underline{\gamma}} \frac{\rho + \lambda + \gamma}{\kappa} \underline{\eta\xi}.$$

Next, assume for now that $\underline{\eta\xi} = \bar{h}^* > \frac{\kappa}{\rho + \lambda + \underline{\gamma}}$, which will be established at the end. Then,

$$\exp\left(\frac{\rho + \lambda}{\kappa} \underline{\eta\xi}\right) > 1 + \frac{\rho + \lambda}{\underline{\gamma}},$$

Thus, $\partial\underline{\eta}/\partial\Pi < 0$. Since $\underline{\eta} = \frac{(1-\theta)\underline{\gamma}}{\rho + \lambda + (1-\theta)\underline{\gamma}}$, we have $\partial\underline{\gamma}/\partial\Pi < 0$.

Next is the convergence claim. Since \bar{h}^* satisfies Equation (SC.3), it goes to ∞ as Π does. Note that $\Delta h^* \equiv \bar{h}^* - \underline{h}^* = \bar{h}^*$ satisfies Equation (SC.10) with $\gamma = \underline{\gamma}$. Since ρ, λ, κ are fixed, the only way for the solution of Equation (SC.10) to be satisfied by a

Δh that diverges to infinity is by having the linear coefficient on the LHS also diverge to infinity. This can only be achieved if $\underline{\gamma}$ goes to zero, as claimed.

The divergence claim is straightforward from $\underline{\eta}\xi > \frac{\kappa}{\rho+\lambda+\underline{\gamma}}$. Since $\xi = (\lambda\Pi - \kappa)/\rho$ and $\underline{\eta}$ is in the unit interval, the LHS vanishes as Π goes down to κ/λ . Therefore, the RHS also vanishes, i.e., $\underline{\gamma} \rightarrow \infty$.

Finally, as for the intermediate claim on the strict lower bound on $\underline{\eta}\xi$, first rearrange the Smooth Pasting condition – i.e., Equation (SC.10) – into the following:

$$\frac{\gamma}{\rho + \lambda} \left(\exp \left(\frac{\rho + \lambda}{\kappa} \Delta h \right) - 1 \right) = \frac{\rho + \lambda + \gamma}{\kappa} \Delta h.$$

Denote the LHS and RHS above as functions of Δh . Note that $\text{LHS}(0) = \text{RHS}(0)$ and $\text{LHS}'(0) < \text{RHS}'(0)$. Therefore, the LHS crosses the RHS only once and from below on \mathbb{R}_{++} . Note that

$$\text{LHS} \left(\frac{\kappa}{\rho + \lambda + \gamma} \right) = \frac{\gamma}{\rho + \lambda} \left(\exp \left(\frac{\rho + \lambda}{\rho + \lambda + \gamma} \right) - 1 \right) < 1 = \text{RHS} \left(\frac{\kappa}{\rho + \lambda + \gamma} \right).$$

This holds for any set of parameters because, letting $f(x) \equiv x \left(\exp \left(\frac{1}{1+x} \right) - 1 \right)$, we have

$$\forall x > 0, f'(x) > 0, \text{ and } \lim_{x \rightarrow \infty} f(x) = 1.$$

Therefore, $\text{LHS}(\Delta h) < \text{RHS}(\Delta h)$ for any $\Delta h \in (0, \frac{\kappa}{\rho+\lambda+\underline{\gamma}}]$. That is, if Smooth Pasting holds at \underline{h} , then it must be that $\Delta h = \bar{h} - \underline{h} > \frac{\kappa}{\rho+\lambda+\underline{\gamma}}$. Since $\gamma = \underline{\gamma}$ means that Smooth Pasting holds at $\underline{h}^* = 0$, it must be that $\underline{\gamma}\xi = \bar{h}^* = \Delta h^* > \frac{\kappa}{\rho+\lambda+\underline{\gamma}}$, as claimed. \square

SC.4 Proofs for operating firms derivations

Proposition SC.2.1 (Comparative statics – Operating firms without re-inclusion).

Proof. Most results are straightforward. As for the sign of $\partial \bar{h} / \partial \sigma^2$, first write the denominator of the second fraction as $e^{-\phi \bar{h}} DN(\bar{h})$ where

$$DN(z) \equiv \sqrt{\pi^2 + 2\rho\sigma^2} \left(e^{(\Phi+\phi)z} + 1 - 2\theta e^{\phi z} \right) - \pi \left(e^{(\Phi+\phi)z} - 1 \right).$$

Then, it is easily verified that $DN(0) > 0$, $DN'(z) > 0$. Therefore, the denominator is positive. Next, write the numerator as $e^{-\phi \bar{h}} NM(\bar{h})$ where

$$NM(z) \equiv z \sqrt{\pi^2 + 2\rho\sigma^2} \left(e^{(\Phi+\phi)z} + 1 \right) - \sigma^2 \left(e^{(\Phi+\phi)z} - 1 \right).$$

Then, it is easily verified that $NM(0) = NM'(0) = NM''(0) = 0 < NM'''(z)$ for all $z \geq 0$. Therefore, for any positive z , NM is positive as well. Since $\bar{h} > 0$, positivity is

established.

Last, the limit of $\partial\bar{h}/\partial\sigma^2$ as $\sigma^2 \rightarrow 0$ is established as follows. First, note that as $\sigma^2 \rightarrow 0$,

$$\frac{\Phi/\phi}{\Phi + \rho} \rightarrow \frac{\pi}{\rho}, \quad \frac{\phi/\Phi}{\Phi + \phi} \rightarrow 0.$$

Since $\phi \rightarrow \rho/\pi$ and $\bar{h} \rightarrow 0$, the first term on the right-hand side of (SC.13) goes to π/ρ . Therefore,

$$\frac{\phi/\Phi}{\Phi + \phi} e^{\Phi\bar{h}} \rightarrow (1 - \theta) \frac{\pi}{\rho} > 0,$$

implying that $e^{\Phi\bar{h}} \rightarrow +\infty$. Since $\Phi\bar{h} = \left(\sqrt{\pi^2 + 2\rho\sigma^2} + \pi\right) \frac{\bar{h}}{\sigma^2}$, it follows that $\bar{h}/\sigma^2 \rightarrow +\infty$. Since $\bar{h} \rightarrow 0$ as $\sigma^2 \rightarrow 0$, L'hospital's rule establishes that

$$+\infty = \lim_{\sigma^2 \rightarrow 0} \frac{\bar{h}}{\sigma^2} = \lim_{\sigma^2} \frac{\partial\bar{h}/\partial\sigma^2}{\partial\sigma^2/\partial\sigma^2} = \lim_{\sigma^2 \rightarrow 0} \frac{\partial\bar{h}}{\partial\sigma^2},$$

as claimed. \square

Proposition SC.2.2 (Operating firm financing).

Proof. First, Inequality (SC.18) is simply Inequality (SC.17) reformulated through Equation (SC.13). Therefore, the equilibrium claim when $\underline{h} = 0$ is straightforward. Suppose now that Inequality (SC.18) fails.

Threshold Indifference. V_o on $[0, \underline{h}]$ satisfies

$$\begin{aligned} \rho V_o(h) &= \gamma\theta \left(\frac{\pi}{\rho} - \bar{h} + h - V_o(h) \right) + \pi V_o'(h) + \frac{1}{2}\sigma^2 V_o''(h), \\ V_o(0) &= 0, \quad V_o(\underline{h}) = \frac{\pi}{\rho} - \left(1 + \frac{\rho}{(1-\theta)\gamma} \right) \Delta h \equiv \underline{V}_o \\ \implies V_o(h) &= \frac{\theta\gamma}{\rho + \theta\gamma} \left[\left(1 + \frac{\rho}{\rho + \theta\gamma} \right) \frac{\pi}{\rho} + h - \bar{h} \right] \\ &\quad + \frac{\rho}{\rho + \theta\gamma} \left[\left\{ \frac{\pi}{\rho + \theta\gamma} - \frac{1}{1-\theta} \left(1 + \frac{\rho}{\gamma} \right) \Delta h \right. \right. \\ &\quad \quad \left. \left. + \frac{\theta\gamma}{\rho} \left(\left(1 + \frac{\rho}{\rho + \theta\gamma} \right) \frac{\pi}{\rho} - \bar{h} \right) e^{-\Phi_o \underline{h}} \right\} \frac{e^{\Phi_o h} - e^{-\Phi_o h}}{e^{\Phi_o \underline{h}} - e^{-\Phi_o \underline{h}}} \right. \\ &\quad \left. - \frac{\theta\gamma}{\rho} \left(\left(1 + \frac{\rho}{\rho + \theta\gamma} \right) \frac{\pi}{\rho} - \bar{h} \right) e^{-\Phi_o h} \right]. \end{aligned} \tag{SC.21}$$

The boundary condition at \underline{h} is given by Threshold Indifference ($G(\underline{h}) = 0$).

Stationary Recursion. As h goes down to \underline{h} from above, V on $[\underline{h}, \bar{h}]$ must converge to the financing value based on \underline{V}_o . Substituting \underline{h} into Equation (SC.11), denoting $\Delta h \equiv \bar{h} - \underline{h}$ and equating it to $\theta(V(\bar{h}) - \Delta h) + (1 - \theta)\underline{V}_o$ give (SC.20).

Smooth Pasting. On $[0, \underline{h}]$, V is characterized by immediate financing. Therefore, for $h \in [0, \underline{h}]$,

$$V(h) = \theta \left(\frac{\pi}{\rho} - \bar{h} + h \right) + (1 - \theta)V_o(h).$$

Its derivative at $h = \underline{h} = \bar{h} - \Delta h$, with V_o given by Equation (SC.21), must agree with the derivative of Equation (SC.11) evaluated at the same point. Some algebra with substituting (SC.20) gives (SC.19). \square

Proposition SC.2.3 (Comparative statics – Operating firms).

Proof. First, on σ^2 . A higher σ^2 is less desirable due to forcing more frequent dilution; hence, $V(\bar{h}) - \bar{h} = \frac{\pi}{\rho} - \bar{h}$ must be decreasing in σ^2 . Monotonicity of Δh and existence of $\bar{\sigma}^2$ are since

$$\frac{\partial}{\partial \sigma^2} \left[\frac{1}{\Phi + \phi} \left(\frac{\Phi}{\phi} e^{-\phi z} - \frac{\phi}{\Phi} e^{\Phi z} \right) \right] < 0, \quad \lim_{\sigma^2 \rightarrow 0} \left[\frac{1}{\Phi + \phi} \left(\frac{\Phi}{\phi} e^{-\phi z} - \frac{\phi}{\Phi} e^{\Phi z} \right) \right] = -\infty.$$

When $\sigma^2 > \bar{\sigma}^2$, Proposition SC.2.1 applies. As $\sigma^2 \rightarrow 0$, the business becomes a constant perpetuity stream. Hence, $\bar{h} \rightarrow 0$ and so do Δh , \underline{h} since they add up to \bar{h} .

Next, on π . Since $V(\bar{h}) - \bar{h} = \frac{\pi}{\rho} - \bar{h} \geq 0$, $\pi \rightarrow 0$ implies $\bar{h} \rightarrow 0$. The existence of $\underline{\pi}$ is immediate from that of $\bar{\sigma}^2$ since an equilibrium with (π, σ) is isomorphic to that with $(b\pi, b\sigma)$ for any $b > 0$. As $\pi \rightarrow \infty$, the left- and right-hand sides of (SC.20) go to $+\infty$, $-\infty$ with any fixed $\Delta h > 0$. Therefore, $\Delta h \rightarrow 0$. \square

Proposition SC.2.4 (Breakeven re-inclusion – Operating firms).

Proof. $\underline{\gamma}$ is defined by $\underline{\eta}\xi = \bar{h}^*$ where $(\underline{h}^*, \bar{h}^*)$ is the equilibrium associated with $\gamma = \underline{\gamma}$ and $(\underline{\eta}, \xi)$ defined by Proposition SC.2.2. Since $\gamma = \underline{\gamma}$ implies $\underline{h}^* = 0$, Proposition SC.2.3, in particular Equation (SC.15), holds with \bar{h} replaced with $\underline{\eta}\xi$, that is, $\partial \underline{\eta}\xi / \partial \sigma^2 > 0$. Since $\partial \eta / \partial \gamma > 0$, $\partial \xi / \partial \gamma = 0$, it follows that $\partial \underline{\gamma} / \partial \sigma^2 > 0$. The limit claims follow from the existence of $\bar{\sigma}^2$ for any γ in Proposition SC.2.3. The remaining claims on π follow from the isomorphism stated in the proof of Proposition SC.2.3. \square